



Model: WS CONCRETE BOX 314X222

Family: WALL-SMART

DWG NO. 100-4-844-SPC

Model No.: 100-1-844

PRODUCT SPEC.

REVISION A

DATE 06/SEP./2020



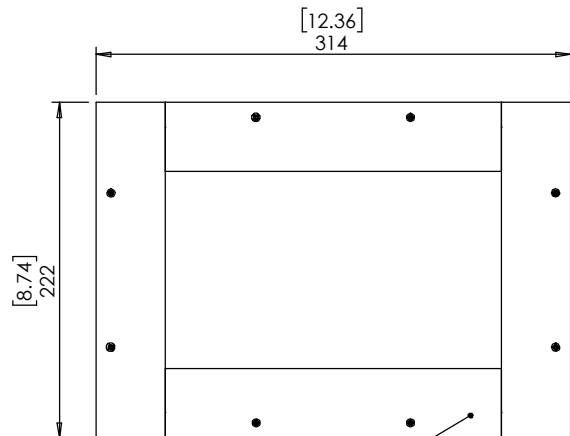
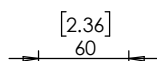
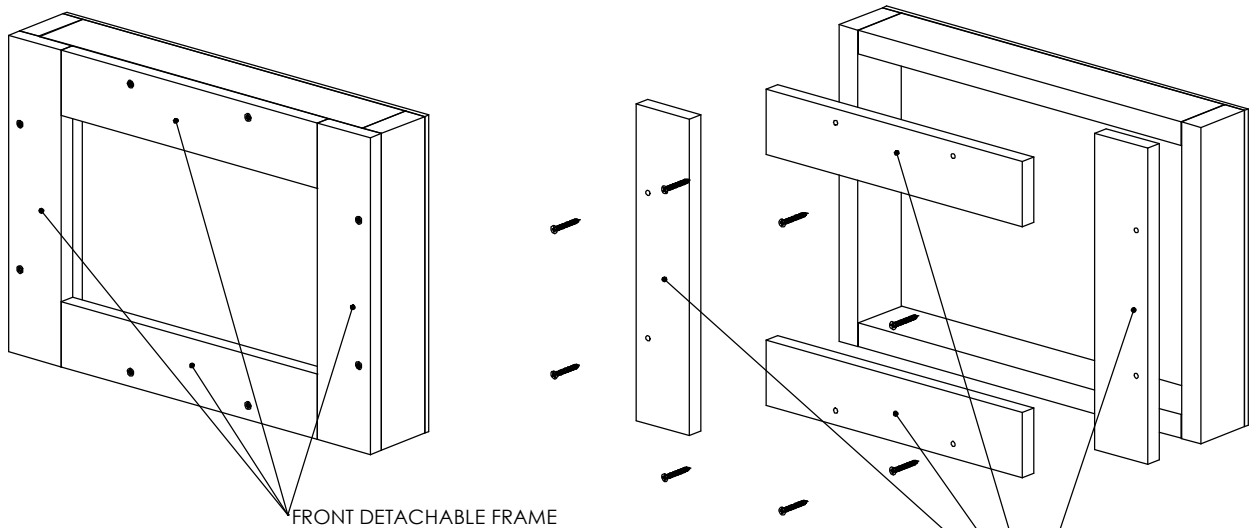
Make Your Wall Smart

WS CONCRETE BOX 314X222

- Designed to support Wall-Smart flush 314x222mm mounts in concrete/brick walls.
- Wall should be plastered up to the front detachable frame (item #1).
- Front detachable frame (item #1) should be removed after the wall was plastered (to be replaced with the adapter).
- Before installation, read Wall-smart installation instruction No. 10-01-00103-INS.

Key properties:

- Material: MOISTURE RESISTANT MDF
- Dimensions (W/H/D): 314mm (12.36")/ 222mm (8.74")/ 60mm (2.36")
- Weight: 1.3Kg (2.86lbs)



PLASTER WALL UP TO THIS SURFACE