



Model: WS FOR TSW-1060 SOLID BOARD

Family: WALL-SMART

DWG NO. 10-04-734-SPC

Model No.: 10-01-734

PRODUCT SPEC.

REVISION A  
DATE 16/May/2017



### Make Your Wall Smart

#### “WS FOR TSW-1060 SOLID BOARD” - Product description:

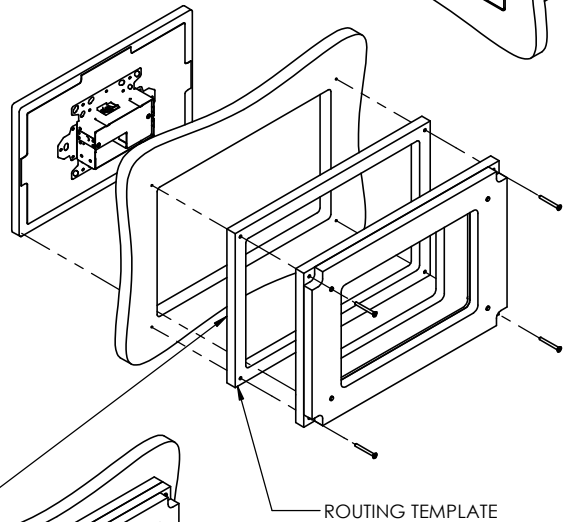
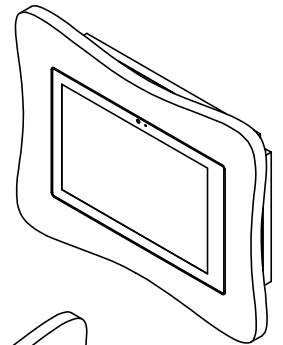
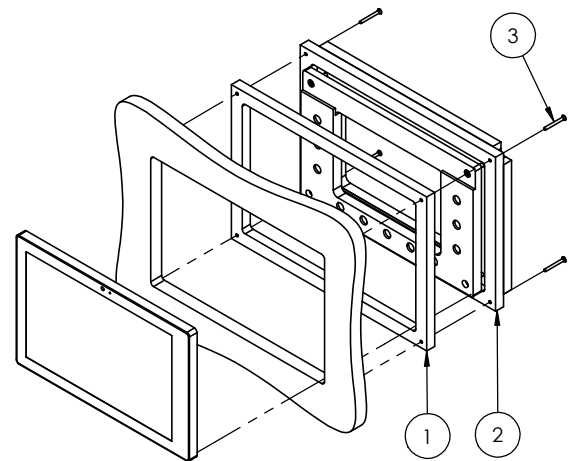
The “WS FOR TSW-1060 SOLID BOARD” is an adapter for in-wall flush installation of a TSW-1060 touch screen in solid board walls. The “WS FOR TSW-1060 SOLID BOARD” securely mounts the touch screen while allowing easy access, insertion and removal.

#### Key features and benefits:

- Flush with the wall.
- Allows easy insertion and removal of the touch screen by manual push and magnet detachment.
- Designed to be installed in 8.1 ~ 36.7mm (0.32” ~ 1.44”) thick solid boards.
- Installation adapter contains depth adjustment mechanism.
- Installation kit contain:  
X1 routing template (item #1)  
X1 installation adapter (item #2)  
X4 ST3x30 screws (item #3)
- Designed for TSW-1060 touch screen (by CRESTRON®) (Touch screen not included).

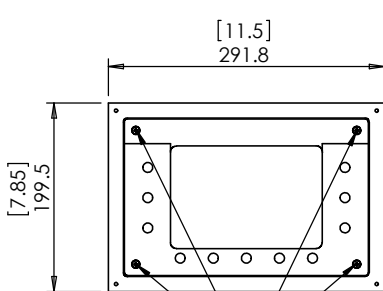
#### Key properties:

- Dimensions (W/H/D): 291.8mm (11.5”)/ 199.5mm (7.85”)/ 41.6mm (1.64”)
- Power Supply: None (manual adapter).
- Weight: 0.8Kg, 1.76lbs.
- Material: Moisture resistant MDF



FOR INSTALLATION IN BOARDS 9.1mm TO 25.1mm THICK  
USE ROUTING TEMPLATE AS INSTALLATION SPACER

FRONT SURFACE OF SOLID BOARD



DEPTH ADJUSTMENT SCREWS

SOLID BOARD THICKNESS RANGE:  
8.1 ~ 24.5 [0.32”~0.96”] WITH SPACER  
20.3 ~ 36.7 [0.8”~1.44”] WITHOUT SPACER

PUSH TO OPEN

# ROUTING TEMPLATE

SCALE 1:1

[10.858]  
275.8

+0.012  
[10.228 -0.008]  
+0.3  
259.8 -0.2

+0.012  
[6.594 -0.008]  
+0.3  
167.5 -0.2

[0.315]  
8

[0.315]  
8

[0.165]  
R4.2

MARK SCREW  
LOCATIONS

[7.224]  
183.5

