



Model: WS FOR TSD-2220 - SOLID BOARD

Family: WALL-SMART

DWG NO. 10-04-726-SPC

Model No.: 10-01-726

PRODUCT SPEC.

REVISION A

DATE 27/Feb./2017



Make Your Wall Smart

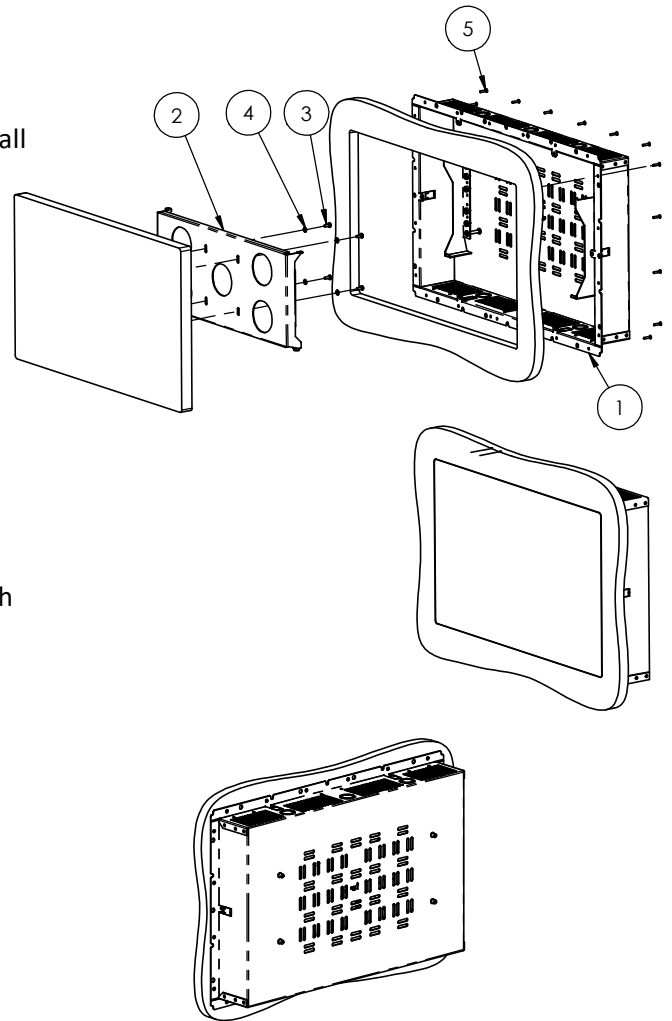
“WS FOR TSD-2220 - SOLID BOARD” - Product description:

The “WS FOR TSD-2220 - SOLID BOARD” is an adapter for in-wall flush installation of TSD-2220 touch screen in solid boards. The “WS FOR TSD-2220 - SOLID BOARD” securely mounts the touch screen while allowing easy insertion, removal and operation.

Key features and benefits:

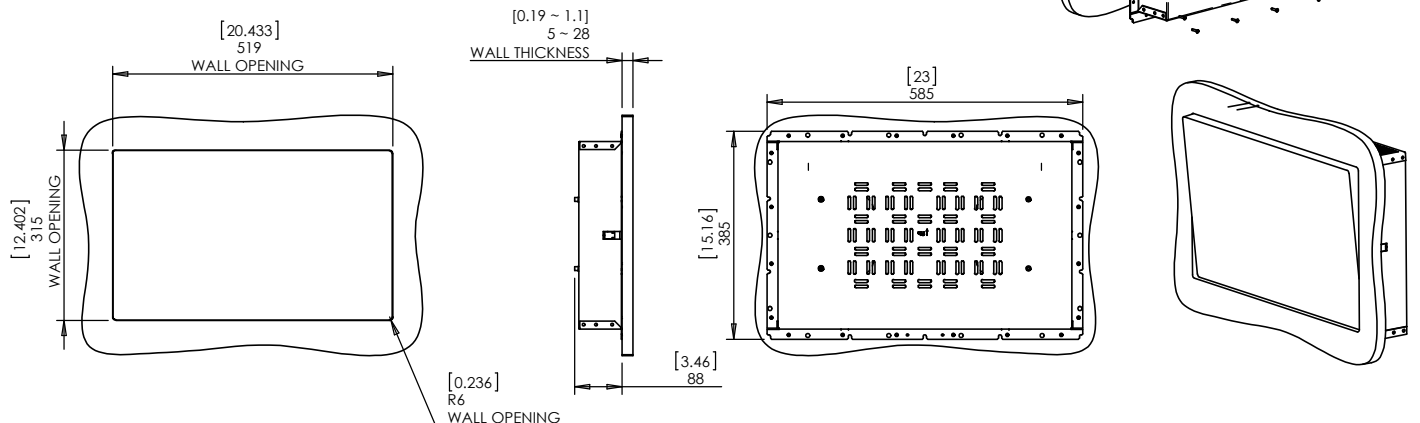
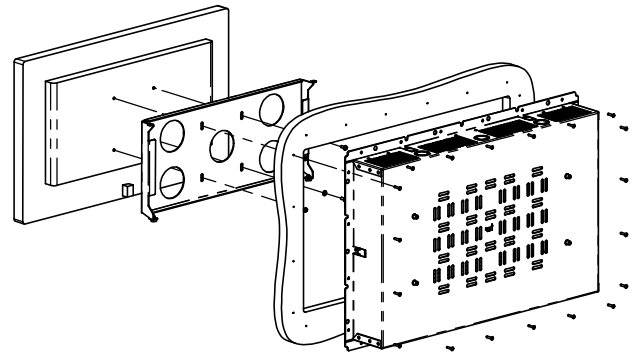
- Can be installed in walls of 5mm [0.19] up to 28mm [1.1] thickness.
- Allows easy insertion and removal of the touch screen.
- Wall mount contains depth calibration screws.
- Designed for the use with TSD-2220 (by CRESTRON) (touch screen is not included).
- Adapter kit contains:

1. (X1) Wall adapter;
2. (X1) Screen adapter
3. (X4) M4x10 screws
4. (X4) M4 flat washer
5. (X20) ST3x16 screws



Key properties:

- Dimensions: (W/H/D): 585mm (23")/ 385mm (15.16") / 88mm (3.46")
- Weight: 4.2Kg (9.2lbs).
- Material: Zinc plated carbon steel





Model: WS FOR TSD-2220 - SOLID BOARD

Family: WALL-SMART

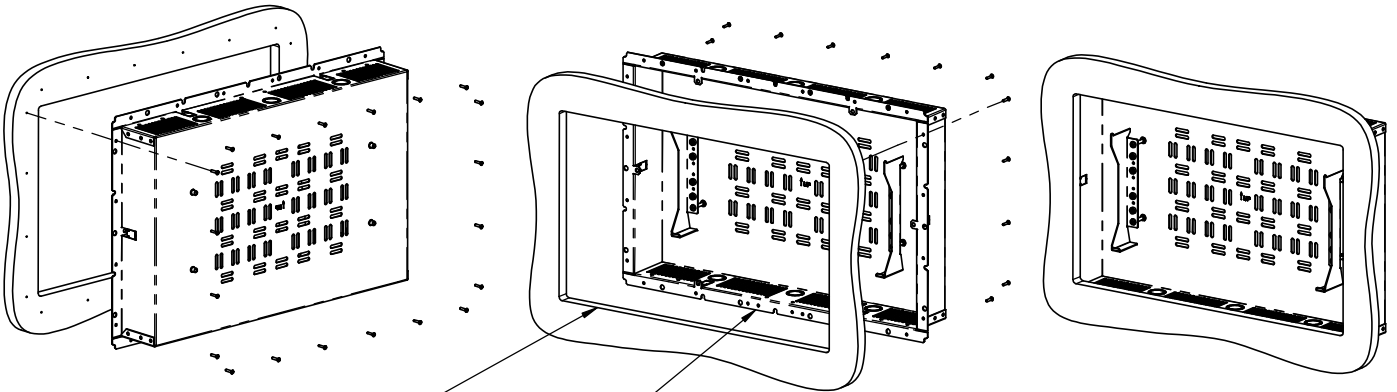
DWG NO. 10-04-726-SPC

Model No.: 10-01-726

PRODUCT SPEC.

REVISION A

DATE 27/Feb./2017



ROUTE AN OPENING IN THE WALL ACCORDING TO THE DIMENSIONS IN PAGE 3 OF THIS SPEC. OR USING A DXF FILE PROVIDED UPON REQUEST.

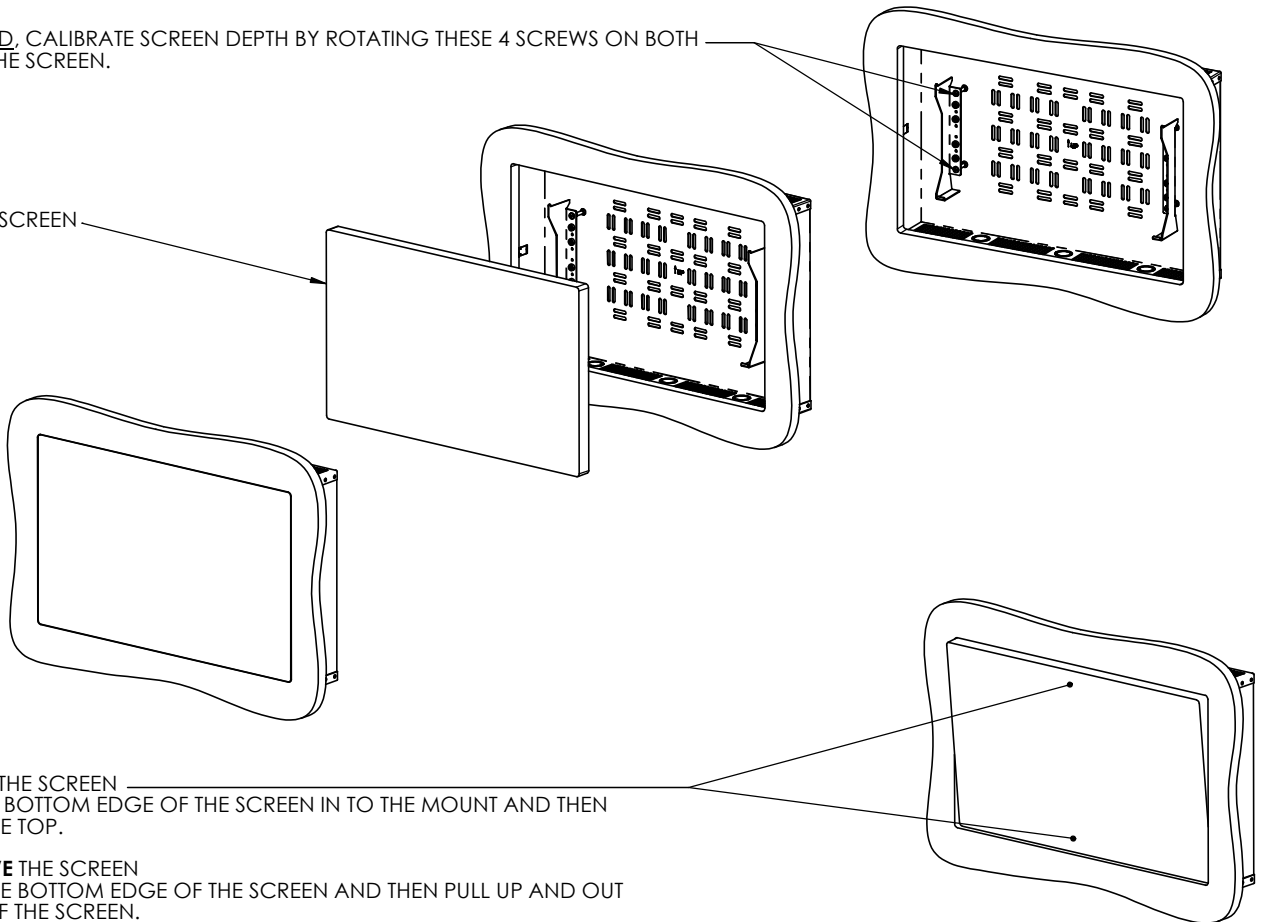
ATTACH THE WALL MOUNT USING SCREWS OR STRUCTURAL ADHESIVE

INSTALL SCREEN USING 4 M4X10 SCREWS AND 4 M4 WASHERS (INCLUDED) (DO NOT TIGHTEN THE SCREWS)

IF REQUIRED, CALIBRATE VERTICAL POSITION OF THE SCREEN BY ADJUSTING POSITION OF THESE 4 SCREWS.

IF REQUIRED, CALIBRATE SCREEN DEPTH BY ROTATING THESE 4 SCREWS ON BOTH SIDES OF THE SCREEN.

INSERT THE SCREEN



TO INSERT THE SCREEN INSERT THE BOTTOM EDGE OF THE SCREEN IN TO THE MOUNT AND THEN PUSH IN THE TOP.

TO REMOVE THE SCREEN PUSH IN THE BOTTOM EDGE OF THE SCREEN AND THEN PULL UP AND OUT THE TOP OF THE SCREEN.

