



Model: WS FOR VITRUM EU

Family: WALL-SMART

DWG NO. 10-04-293-SPC

Model No.: 10-01-293

PRODUCT SPEC.

REVISION B

DATE 19/Apr./2015



### Make Your Wall Smart

#### “WS FOR VITRUM EU” - Product description:

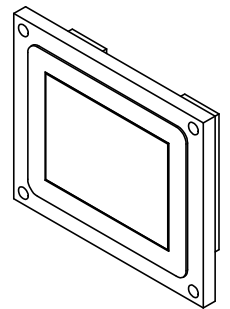
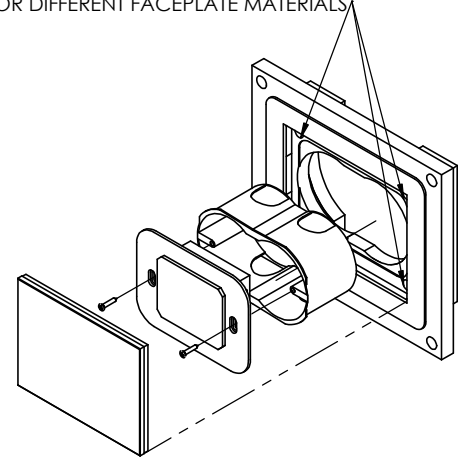
The “WS FOR VITRUM EU” is an adaptor for in-wall flush installation of Vitrum EU glass devices.

The “WS FOR VITRUM EU” securely mounts the Vitrum EU glass device while allowing easy installation and removal.

USE 4 DEPTH CALIBRATION SCREWS TO ADJUST WALL MOUNT DEPTH FOR DIFFERENT FACEPLATE MATERIALS.

#### Key features and benefits:

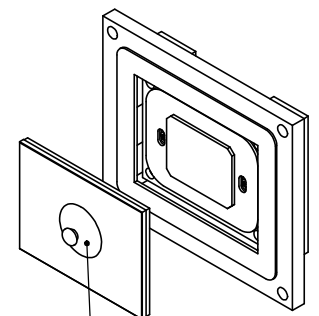
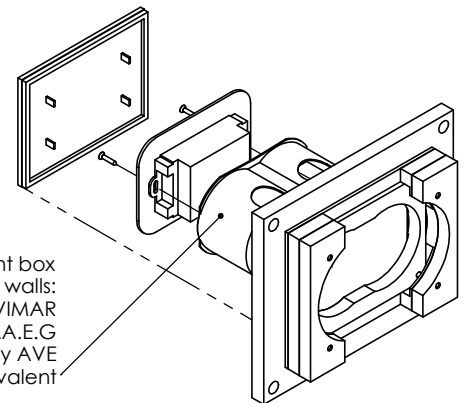
- Flush with the wall.
- Allows easy insertion and removal of the device using a vacuum cap.
- The adaptor is supplied unpainted (To be painted after installation as part of the wall).
- Designed to be installed in ½” drywall. Installation of the Wall-Smart adaptor is straight-forward. Installation process is similar to drywall construction procedures. Before installation, read Wall-Smart installation instruction 10-04-00101-INS in <http://www.wall-smart.com/faq>
- For installation in concrete/block wall use “WS CONCRETE ADAPTOR FOR VITRUM EU” P/N 10-01-302 (sold separately) according installation instruction 10-04-00103-INS in <http://www.wall-smart.com/faq>
- Designed for the use with Vitrum EU glass devices (switch not included).
- Adapter kit contains:
  - Wall adaptor
  - Vacuum cap



#### Key properties:

- Dimensions (W/H/D): 195mm (7.7")/ 165mm (6.5")/ 16.6mm (0.65")
- Power Supply: None (manual adapter).
- Weight: 0.26Kg, 0.572lbs.
- Material: Chemically treated, moisture resistant MDF

2 Gang European Flush-mount box for hollow walls:  
p/n V71703 by VIMAR  
p/n FG10253 by F.A.E.G  
p/n 253CG by AVE or equivalent



REMOVE USING A VACUUM CAP (Included)

