



Model: WS FOR VITRUM BS

Family: WALL-SMART

DWG NO. 10-04-292-SPC

Model No.: 10-01-292

PRODUCT SPEC.

REVISION A

DATE 19/Apr./2015



### Make Your Wall Smart

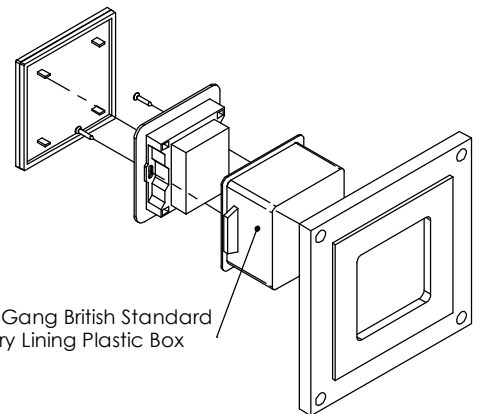
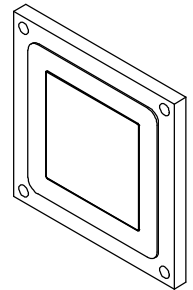
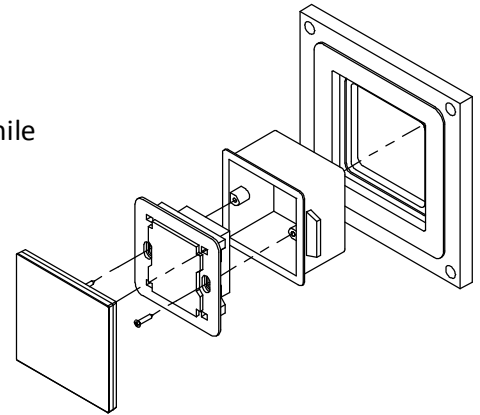
#### “WS FOR VITRUM BS” - Product description:

The “WS FOR VITRUM BS” is an adaptor for in-wall flush installation of Vitrum BS glass devices.

The “WS FOR VITRUM BS” securely mounts the Vitrum BS glass device while allowing easy installation and removal.

#### Key features and benefits:

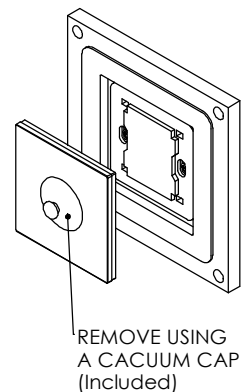
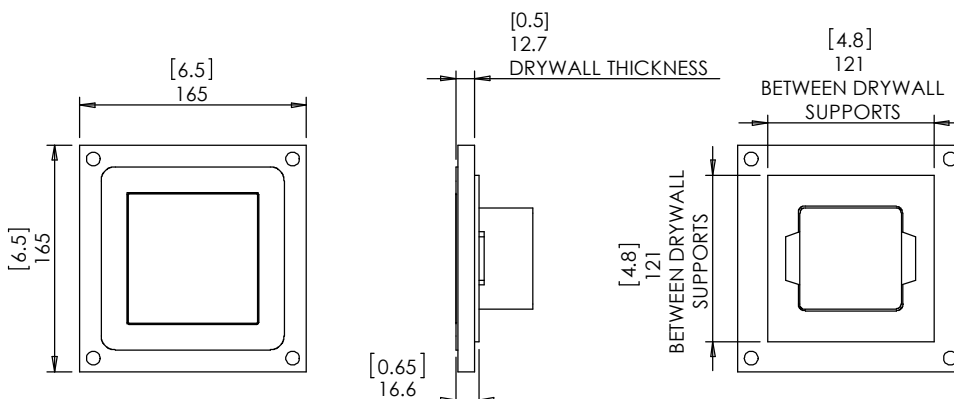
- Flush with the wall.
- Allows easy insertion and removal of the device using a vacuum cap.
- The adaptor is supplied unpainted (To be painted after installation as part of the wall).
- Designed to be installed in ½” drywall. Installation of the Wall-Smart adaptor is straight-forward. Installation process is similar to drywall construction procedures. Before installation, read Wall-Smart installation instruction 10-04-00101-INS in <http://www.wall-smart.com/faq>
- For installation in concrete/block wall use “WS CONCRETE ADAPTOR 165x165” P/N 10-01-301 (sold separately) according installation instruction 10-04-00103-INS in <http://www.wall-smart.com/faq>
- Designed for the use with Vitrum BS glass devices (switch not included).
- Adapter kit contains:
  - Wall adaptor
  - Vacuum cap



1 Gang British Standard Dry Lining Plastic Box

#### Key properties:

- Dimensions (W/H/D): 165mm (6.5")/ 165mm (6.5")/ 16.6mm (0.65")
- Power Supply: None (manual adapter).
- Weight: 0.22Kg, 0.48lbs.
- Material: Chemically treated, moisture resistant MDF



REMOVE USING A VACUUM CAP (Included)