



Model: WS FOR DAKANIMO KAMEREON

Family: WALL-SMART

DWG NO. 10-04-270-SPC

Model No.: 10-01-270

PRODUCT SPEC.

REVISION A

DATE 24/Nov./2014

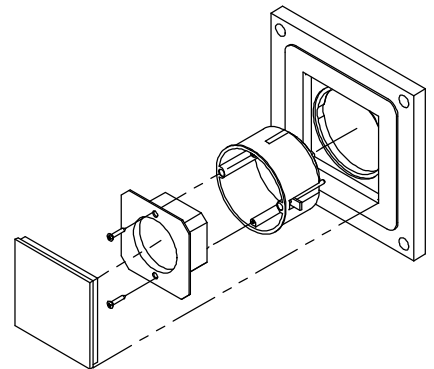


### Make Your Wall Smart

#### “WS FOR DAKANIMO KAMEREON” - Product description:

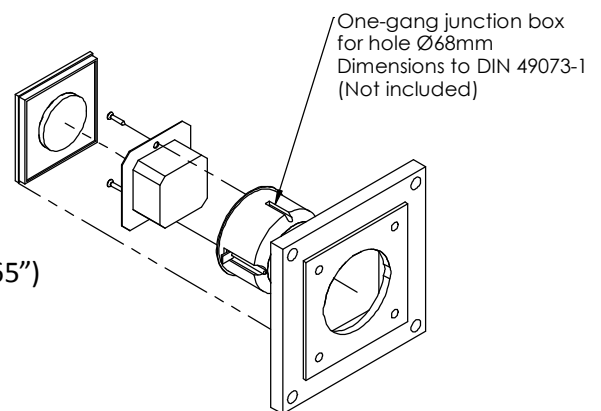
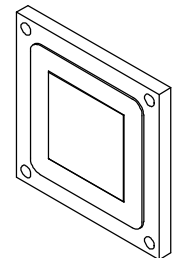
The “WS FOR DAKANIMO KAMEREON” is an adaptor for in-wall flush installation of Dakanimo Kamereon KNX switch.

The “WS FOR DAKANIMO KAMEREON” securely mounts the switch while allowing easy installation and removal.



#### Key features and benefits:

- Flush with the wall.
- Allows easy insertion and removal of the switch using a vacuum cap.
- The adaptor is supplied unpainted (To be painted after installation as part of the wall).
- Designed to be installed in ½” drywall. Installation of the Wall-Smart adaptor is straight-forward. Installation process is similar to drywall construction procedures. Before installation, read Wall-Smart installation instruction 10-04-00101-INS in <http://www.wall-smart.com/faq>
- For installation in concrete/block wall use “WS CONCRETE ADAPTOR 147x147” P/N 10-01-274 (sold separately) according installation instruction 10-04-00103-INS in <http://www.wall-smart.com/faq>
- Designed for the use with Dakanimo Kamereon KNX switch (switch not included).
- Adapter kit contains:
  - Wall adaptor
  - Vacuum cap



#### Key properties:

- Dimensions (W/H/D): 147mm (5.8")/ 147mm (5.8")/ 16.6mm (0.65")
- Power Supply: None (manual adapter).
- Weight: 0.184Kg, 0.4lbs.

