



Model: WS FOR CORE BRANDS
KP7 KEYPAD

Family: WALL-SMART

DWG NO. 10-04-228-SPC



Model No.: 10-01-228

PRODUCT SPEC.

REVISION A

DATE 19/Oct./2014

Make Your Wall Smart

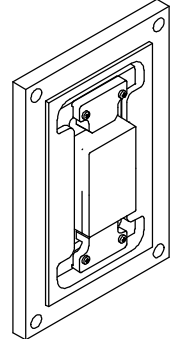
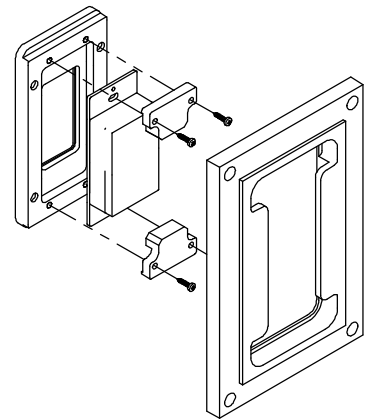
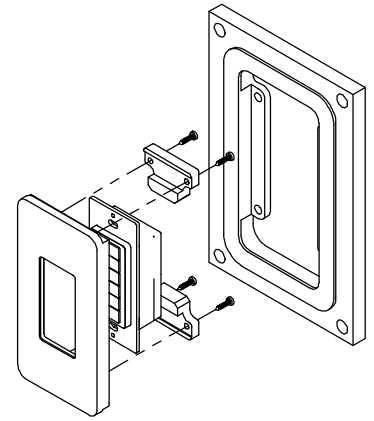
WS FOR CORE BRANDS KP7 KEYPAD - Product description:

The "WS FOR CORE BRANDS KP7 KEYPAD" is an adapter for in-wall flush installation of a KP7 keypad.

The "WS FOR CORE BRANDS KP7 KEYPAD" securely mounts the keypad while allowing easy access, insertion and operation.

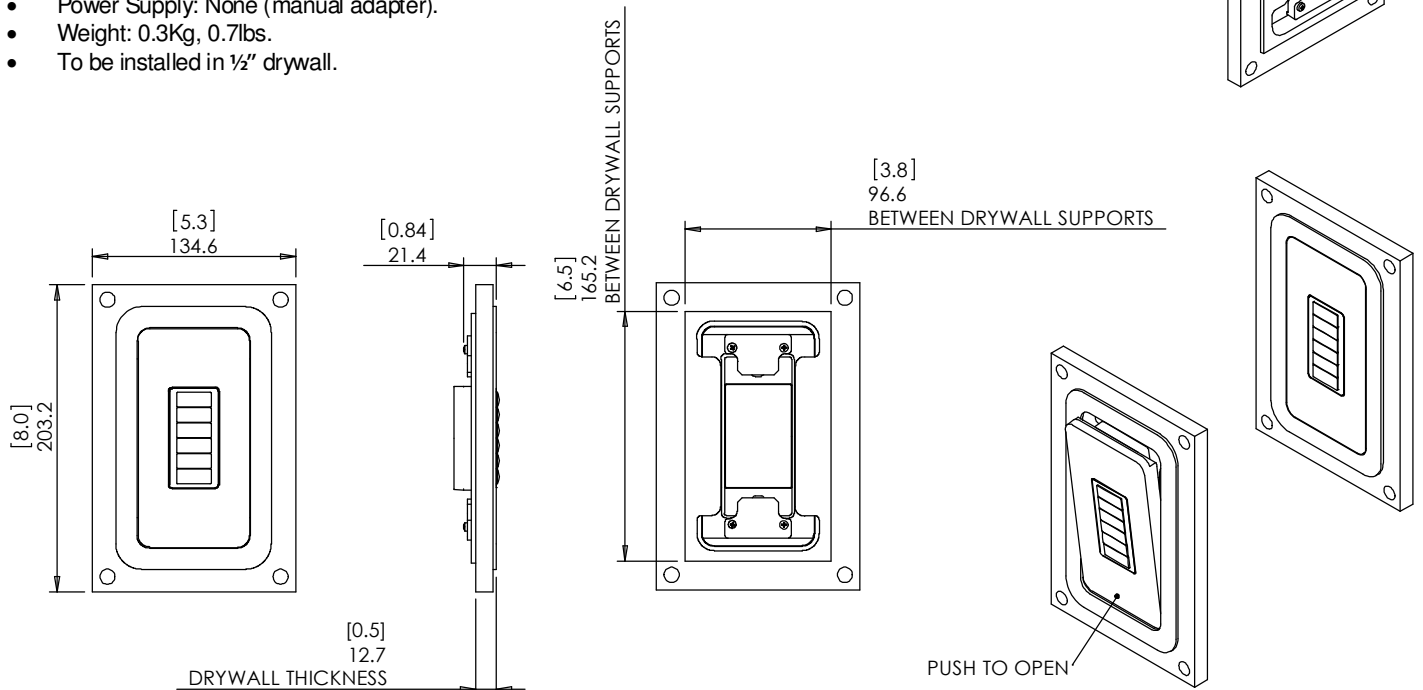
Key features and benefits:

- Flush with the wall.
- Paintable with the wall paint in any color and texture.
- Allows easy insertion and removal of the keypad by manual push and magnet detachment of the keypad tray.
- The adapter is supplied unpainted (To be painted after installation as part of the wall).
- Designed to be installed in 1/2" drywall. Installation of the Wall-Smart adapter is straightforward. Installation process is similar to drywall construction procedures. Before installation, read Wall-Smart installation instruction 10-04-00101-INS in <http://www.wall-smart.com/faq>
- For installation in concrete/block wall use "WS Concrete Box 204x135" P/N 10-01-115 (sold separately) according installation instruction 10-04-00103-INS in <http://www.wall-smart.com/faq>
- Designed for the use with KP7 keypad (by CORE BRANDS) (keypad not included).
- Adapter kit contains:
 1. Wall adapter;
 2. Keypad adapter;
 3. (4x) ST2.9 Screw;
 4. (2x) Retainer;



Key properties:

- Dimensions (W/H/D): 134.6 mm (5.3")/ 203.2mm (8")/ 21.3mm (0.84")
- Power Supply: None (manual adapter).
- Weight: 0.3Kg, 0.7lbs.
- To be installed in 1/2" drywall.



Design pat. pending

by Wall-Smart

www.wall-smart.com

UNLESS OTHERWISE SPECIFIED:
DIMENSIONS ARE IN MILLIMETERS

Phone: (201) 205-2056 / info@wall-smart.com

INFORMATION CONTAINED HEREIN IS PROPRIETARY AND MAY NOT BE USED,
REPRODUCED OR COPIED WITHOUT WRITTEN CONSENT OF WALL-SMART

SHEET 1/1