



Model:
WS for Lutron Designer Style 4Gang

Family: WALL-SMART
DWG NO. 10-04-216-SPC



Model No.: 10-01-216

PRODUCT SPEC.

REVISION A
DATE 30/AUG./2020

Make Your Wall Smart

Wall-Smart for Lutron Designer Style 4Gang - Product description:

The Wall-Smart for Lutron Designer Style 4Gang is an adapter for 4 gang in-wall flush installation of a Lutron Designer style faceplate and high voltage decora® style accessories.

The Wall-Smart for Lutron Designer Style 4Gang securely mounts the designer stile products while allowing easy access, insertion and removal.

Key features and benefits:

- Flush with the wall.
- Wall adapter paintable with the wall paint in any color and texture.
- Allows easy maintenance access.
- The adapter is supplied unpainted (To be painted after installation as part of the wall).
- Installation of the Wall-Smart adapter is straight-forward. Installation process is similar to drywall construction procedures.
- Designed for the use with 4Gang Lutron Designer Style faceplate. (Lutron Designer style faceplate, Line voltage decora® style accessories and back box are included)

Kit includes:

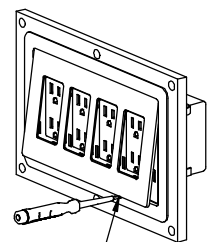
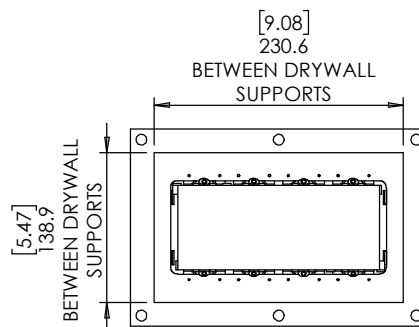
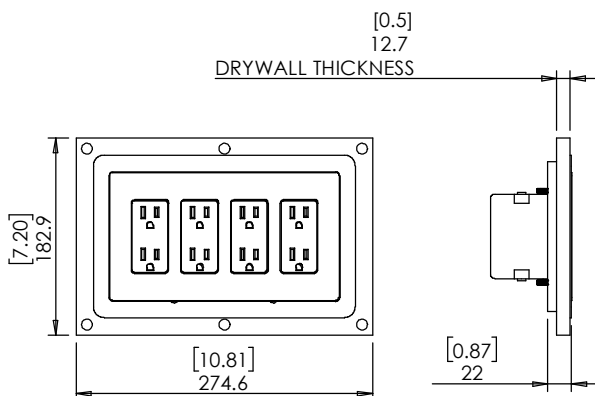
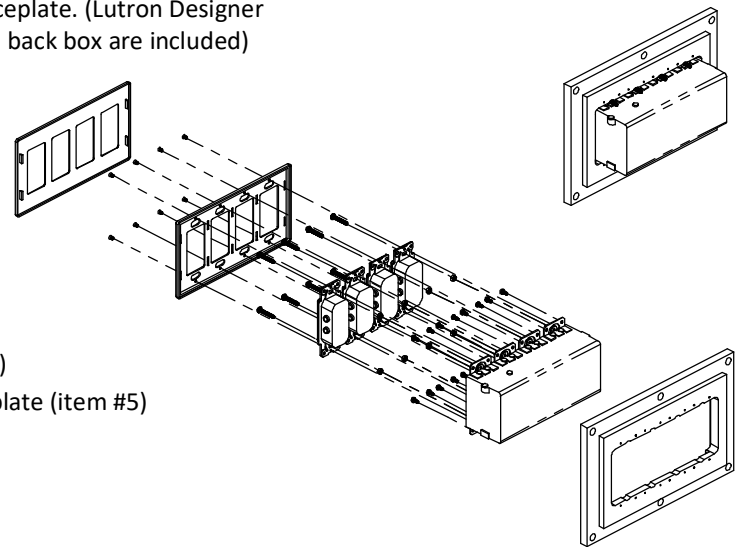
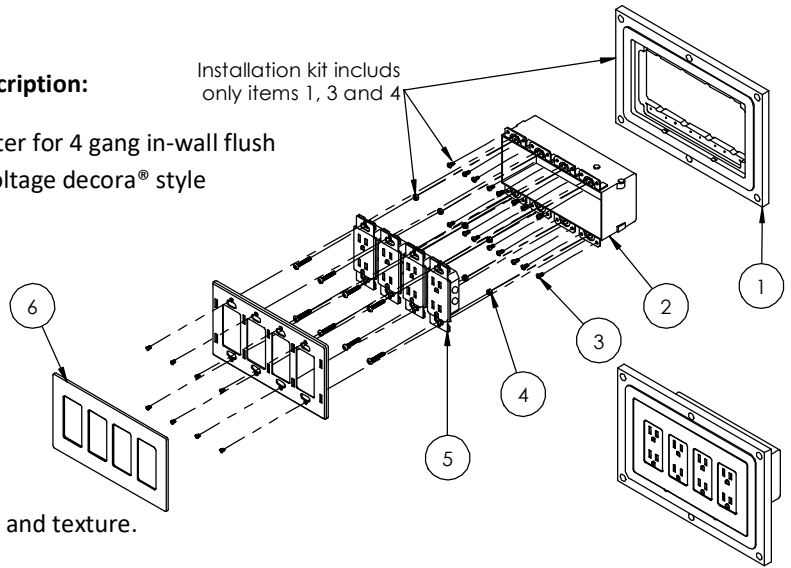
- (x1) Wall adapter (item #1)
- (x16) ST2.9 screws (item #3)
- (x8) Installation spacer (item #4)

Kit does not include:

- (x4 ganged) Hubbel-Raco 420 Box (or equivalent) (item #2)
- (x4) Lutron products to be installed in Designer Style wallplate (item #5)
- (x1) Lutron Designer Style wallplate (item #6)

Key properties:

- Dimensions (W/H/D): 274.6mm (10.81")/ 182.9mm (7.2")/ 22mm (0.9")
- Power Supply: None (manual adapter).
- Weight: 0.4Kg, 0.88lb.
- To be installed in 1/2" drywall.



TO OPEN USE TESTING SCREWDRIVER