



Model: WS for International seeTouch® keypad

Family: WALL-SMART

DWG NO. 10-04-176-SPC

Model No.: 10-01-176

PRODUCT SPEC.

REVISION A

DATE 01/May/2014

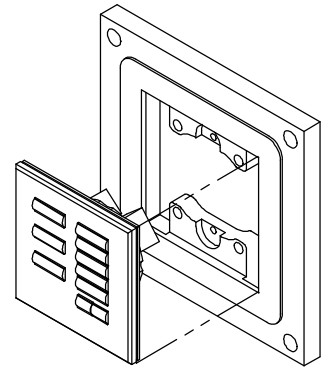


Make Your Wall Smart

Wall-Smart for International seeTouch® keypad - Product description:

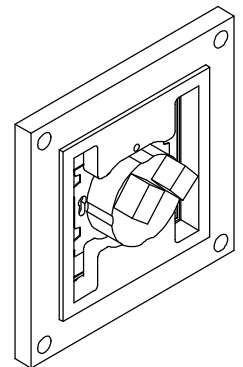
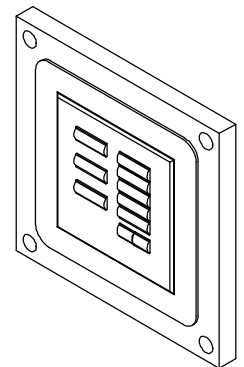
The Wall-Smart for International seeTouch® is an adapter for in-wall flush installation of a Lutron® HWIS-XX-F-SC keypad.

The Wall-Smart for International seeTouch® keypad securely mounts the keypad while allowing easy access, insertion and exertion.



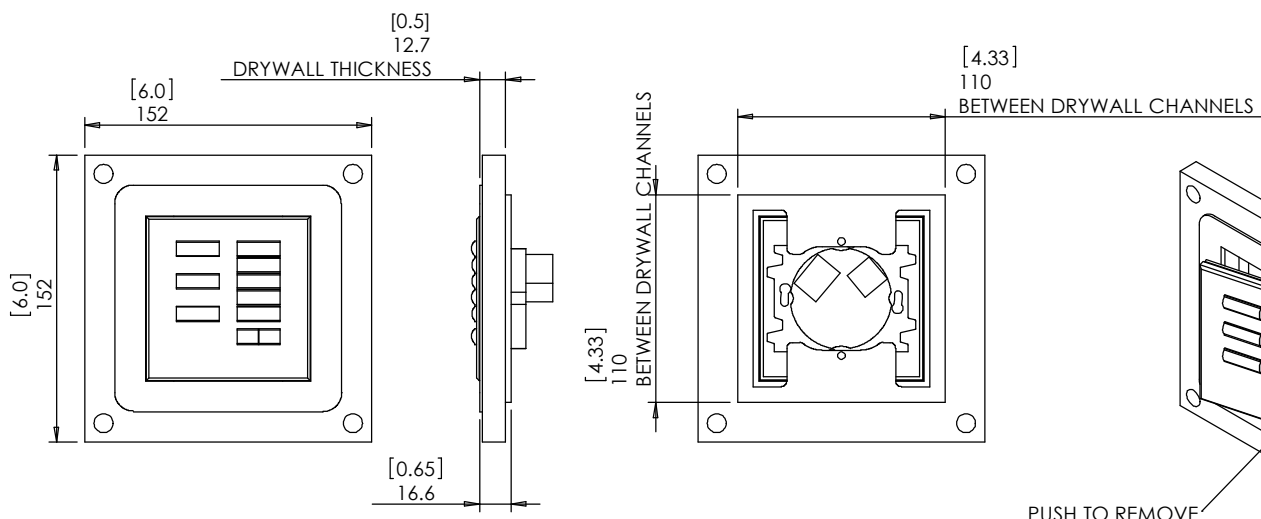
Key features and benefits:

- Flush with the wall.
- Paintable with the wall paint in any color and texture.
- Allows easy insertion and exertion of the keypad by manual push and magnet detachment of the keypad tray.
- The adapter is supplied unpainted (To be painted after installation as part of the wall).
- Designed to be installed in ½” drywall. Installation of the Wall-Smart adapter is straight-forward. Installation process is similar to drywall construction procedures. Before installation, read Wall-Smart installation instruction 10-04-00101-INS in <http://www.wall-smart.com/faq>
- For installation in concrete/block wall use “WS Concrete Box 152x152” P/N 10-01-077 (sold separately) according installation instruction 10-04-00103-INS in <http://www.wall-smart.com/faq>
- Designed for the use with HWIS-XX-F-SC keypad (by Lutron®) (keypad not included).



Key properties:

- Dimensions (W/H/D): 152mm (6")/ 152mm (6")/ 16.6mm (0.65")
- Power Supply: None (manual adapter).
- Weight: 0.39Kg, 0.86lbs.



PUSH TO REMOVE