



Model: WS for Equinox 73 1/2"

Family: WALL-SMART

DWG NO. 10-04-173-SPC

Model No.: 10-01-173

PRODUCT SPEC.

REVISION A

DATE 10/Jan./2014



Make Your Wall Smart

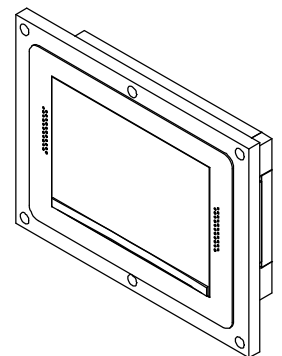
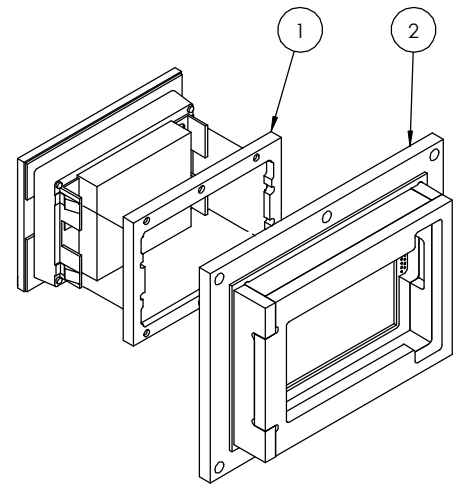
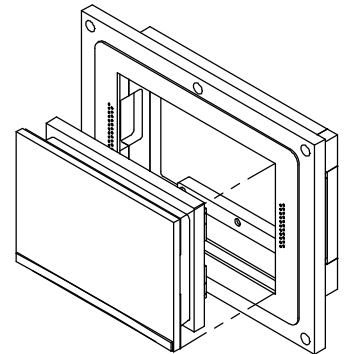
Wall-Smart for Vangate Equinox 73 Product description:

The Wall-Smart for Vangate Equinox 73 is an adapter for in-wall flush installation of an Equinox 73.

The Wall-Smart for Vangate Equinox 73 securely mounts the touch screen while allowing easy access, insertion and removal.

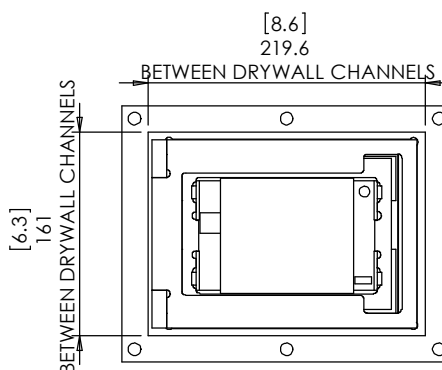
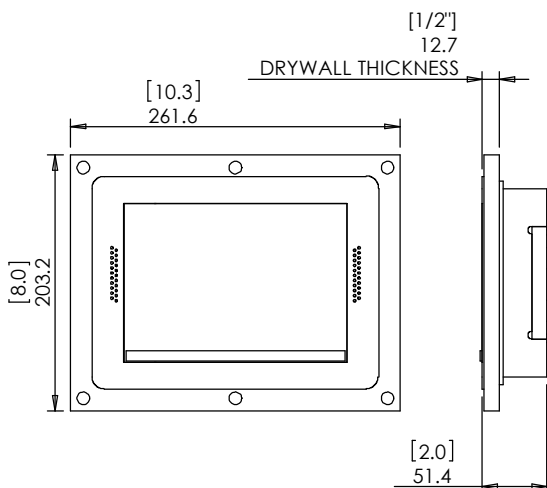
Key features and benefits:

- Design to be installed in 1/2" thick drywall.
- Flush with the wall.
- Paintable with the wall paint in any color and texture.
- Allows easy insertion and removal of the keypad by manual push and magnet detachment of the keypad tray.
- The adapter is supplied unpainted (To be painted after installation as part of the wall).
- Designed to be installed in 1/2" drywall. Installation of the Wall-Smart adapter is straight-forward. Installation process is similar to drywall construction procedures. Before installation, read Wall-Smart installation instruction 10-04-00101-INS in <http://www.wall-smart.com/faq>
- For installation in concrete/block wall use "WS Concrete Box 262x208" P/N 10-01-132 (sold separately) according installation instruction 10-04-00103-INS in <http://www.wall-smart.com/faq>
- Designed for the use with Vangate Equinox 73 (touch screen not included).
- Adapter kit contains:
 - Wall adapter (item 2)
 - Touch screen adapter (item 1)



Key properties:

- Dimensions (W/H/D): 261.6mm (10.3")/ 203.2mm (8")/ 51.4mm (2")
- Power Supply: None (manual adapter).
- Weight: 0.7Kg, 1.54lb.



PUSH TO REMOVE