



Model: WS for Vantage™ TrimLine II

Family: WALL-SMART

DWG NO. 10-04-170-SPC



Model No.: 10-01-170

PRODUCT SPEC.

REVISION B

DATE 10/Dec./2017

### Make Your Wall Smart

### WS for Vantage™ TrimLine II - Product description:

The "WS for Vantage™ TrimLine II" is an adapter for 1 gang in-wall flush installation of a Vantage™ TrimLine II wall plate and any compatible devices (including EasyTouch II keypad).

The "WS for Vantage™ TrimLine II" securely mounts the TrimLine II wall plate and the device while allowing easy access, insertion and removal.

### Key features and benefits:

- Flush with the wall.
- Wall adapter paintable with the wall paint in any color and texture.
- Allows easy maintenance access.
- The adapter is supplied unpainted (To be painted after installation as part of the wall).
- Installation of the Wall-Smart adapter is straight-forward. Installation process is similar to drywall construction procedures.
- Designed for the use with Vantage™ TrimLine II wall plate. (Vantage™ wall plate, compatible device and back box are not included)

### Kit includes:

- (x1) Wall adapter (item #1)
- (x4) ST2.9 screws (item #3)

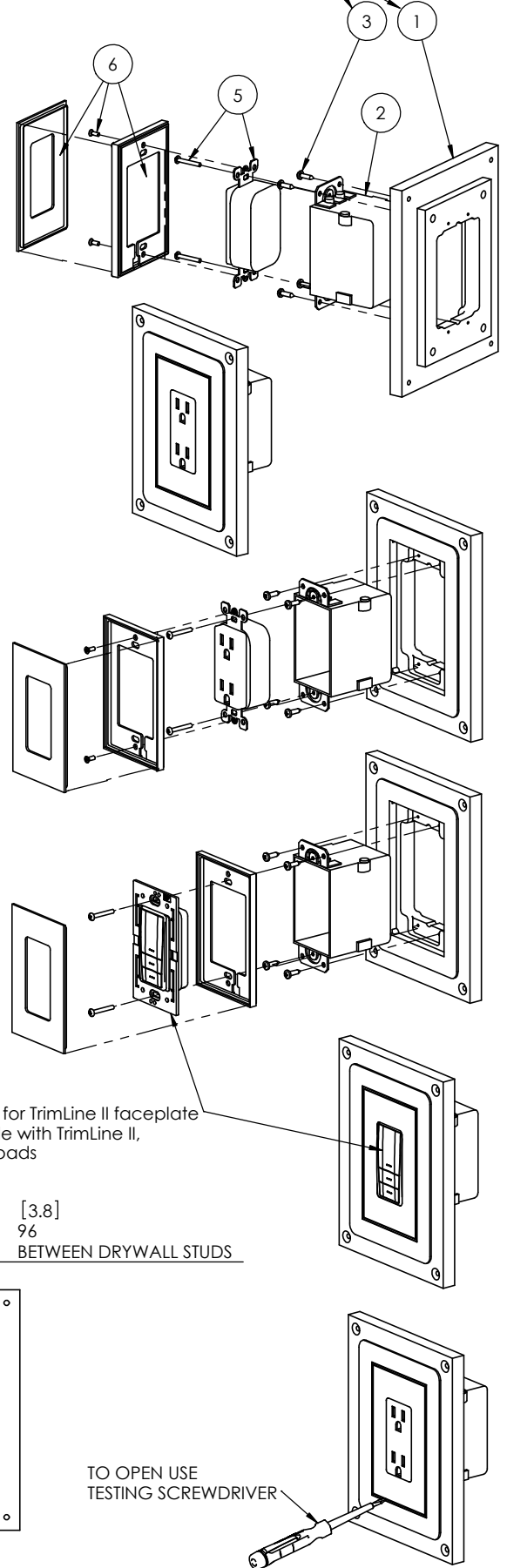
### Kit does not include:

- (x1) Hubbel-Raco 420 Box (or equivalent) (item #2)
- (x1) Vantage™ device to be installed in TrimLine II Wall plate (item #5)
- (x1) Vantage™ TrimLine II wall plate (item #6)

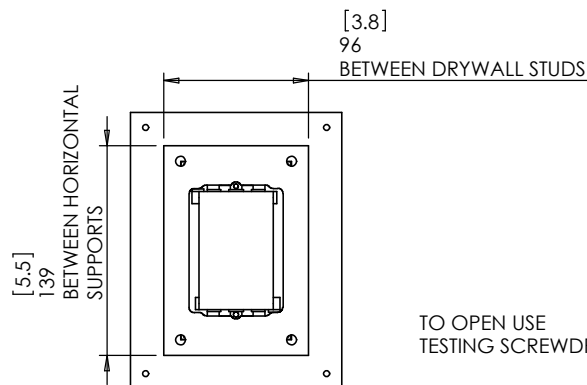
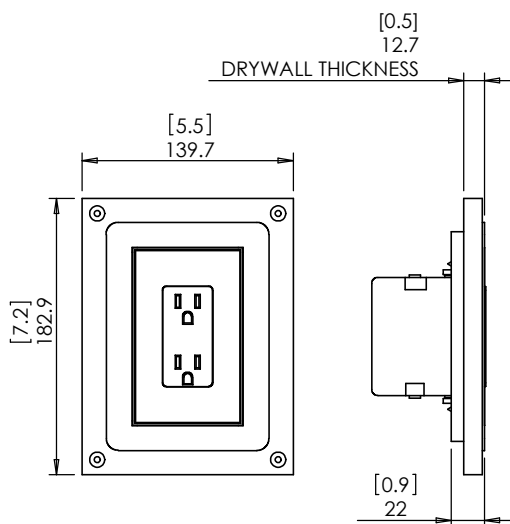
### Key properties:

- Dimensions (W/H/D): 139.7mm (5.5")/ 182.9mm (7.2")/ 22mm (0.9")
- Power Supply: None (manual adapter).
- Weight: 0.24Kg, 0.53lb.
- To be installed in ½" drywall.

Installation kit includes only items 1 and 3



This wall mount is designed for TrimLine II faceplate and any device compatible with TrimLine II, including **EasyTouch II** keypads



TO OPEN USE TESTING SCREWDRIVER