



Model: WS RETROFIT FOR ACCESS POINT S

Family: WALL-SMART

DWG NO. 083-4-914-SPC

Model No.: 083-1-914

PRODUCT SPEC.

REVISION A

DATE 22/DEC./2022



Make Your Wall Smart

“WS RETROFIT FOR ACCESS POINT S” - Product description:

The “WS RETROFIT FOR ACCESS POINT S” is an adapter for in-wall nearly flush installation of access points measuring up to 210X210X60mm in size.

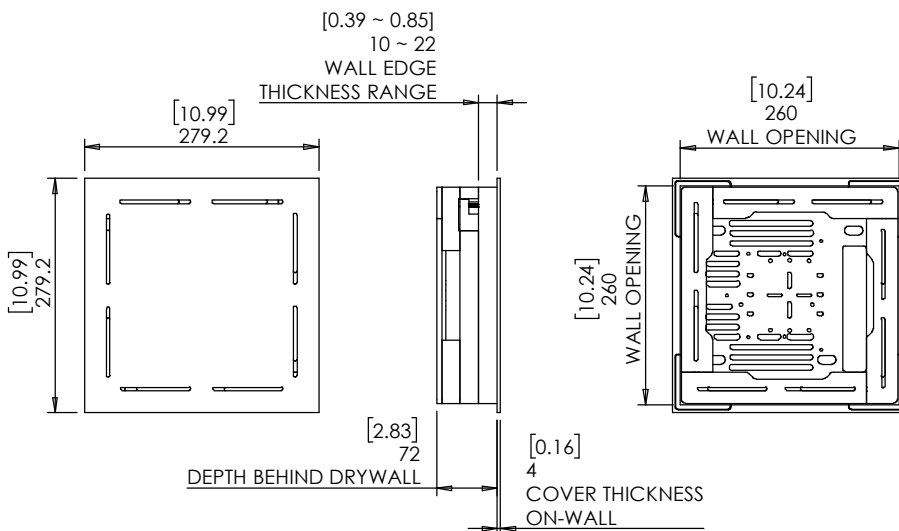
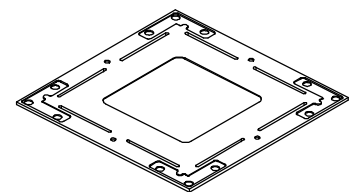
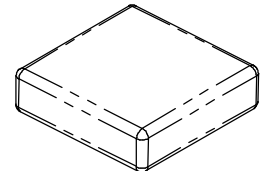
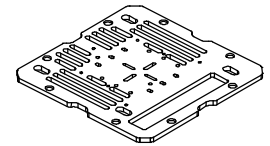
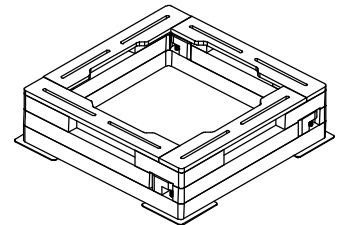
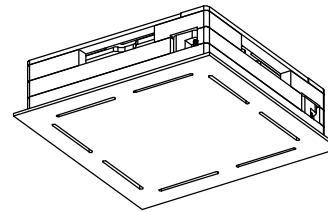
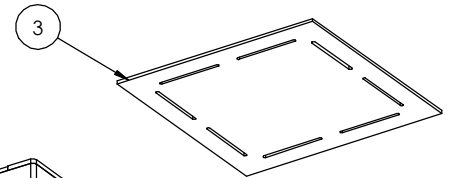
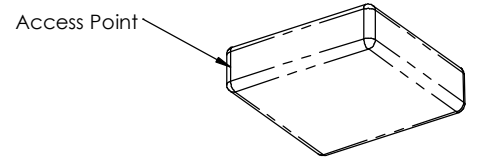
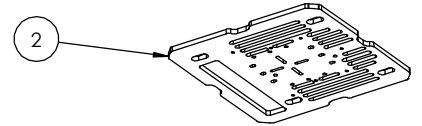
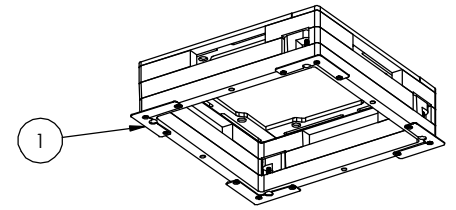
The “WS RETROFIT FOR ACCESS POINT S” firmly mounts the device while allowing easy insertion, removal and operation.

Key features and benefits:

- Nearly flush with the wall (4mm [0.16"] thick on-wall cover).
- Allows easy insertion and removal of the device.
- cover attaches magnetically to the retrofit wall mount base.
- cover is supplied painted white.
- Board thickness 10mm[0.39"] up to 22mm[0.85"].
- Designed for the use with access points measuring up to 210X210X60mm in size (not included).
- Adapter kit contains:
 1. Wall adapter (x1)
 2. Device adapter (x1)
 3. Faceplate (X1)
 4. M4X12 CAP Screws (X6)
 5. M4 nuts (X6)
 6. M3X12 flat head (X5)
 7. M3 nuts (X5)

Key properties:

- Dimensions: (W/H/D): 279.2mm (10.99")/ 279.2mm (10.99")/ 76mm (3")
- Weight: 1.2Kg, 2.64lbs.
- Material: Moisture resistant MDF (compliant with TSCA Title VI)





Model: WS RETROFIT FOR ACCESS POINT S

Family: WALL-SMART

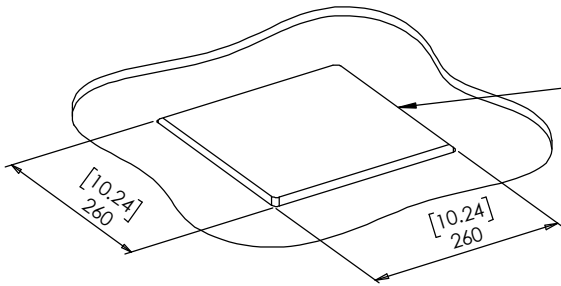
DWG NO. 083-4-914-SPC

Model No.: 083-1-914

PRODUCT SPEC.

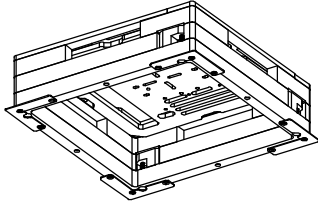
REVISION A

DATE 22/DEC./2022

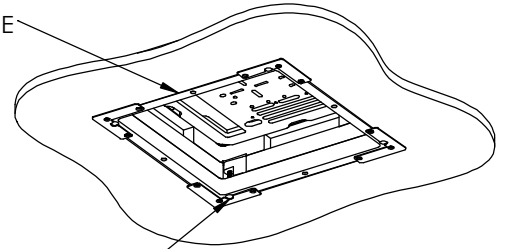


1. CUT OPENING - BOARD THICKNESS 10mm [0.39"]
UP TO 22mm [0.85"]

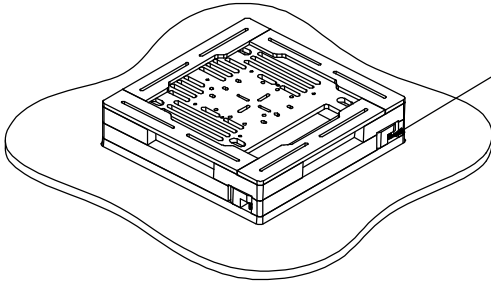
2. ROUTE NECESSARY CABLES



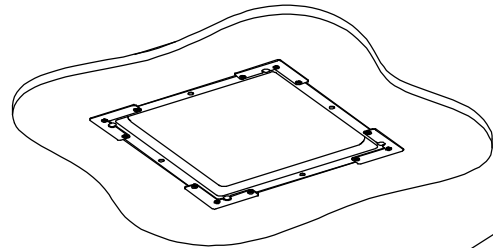
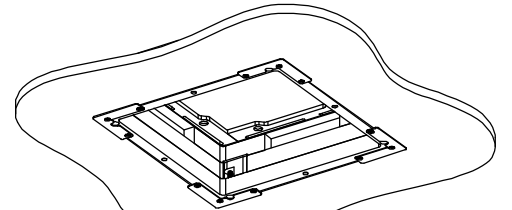
3. INSERT WALL MOUNT BASE



4. GENTLY SCREW CLOCKWISE 4
RETENTION SCREWS UNTIL DOG
EARS RETAIN THE UNIT



5. ATTACH THE DEVICE TO
THE ADAPTER PLATE



6. ATTACH COVER
(MAGNETICALLY)

