



Model: WS 1GANG ADAPTER FOR JOSH NANO

Family: WALL-SMART

DWG NO. 065-4-338-SPC



Model No.: 065-1-338-BL/ -WH

PRODUCT SPEC.

REVISION A

DATE 17/AUG/2021

### Make Your Wall Smart

### “WS 1GANG ADAPTER FOR JOSH NANO” - Product description:

The “WS 1GANG ADAPTER FOR JOSH NANO” is a 1Gang backbox installation adapter for Josh Nano.

The “WS 1GANG ADAPTER FOR JOSH NANO” firmly mounts the Josh Nano while allowing easy insertion, removal and operation.

**This adapter is designed for existing walls only with 1Gang back box preinstalled.**

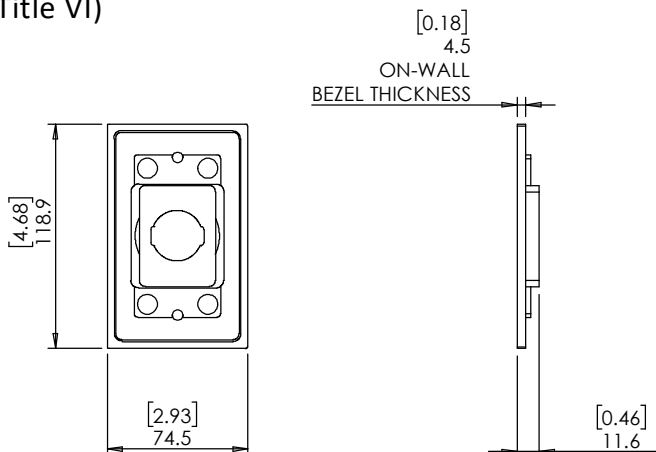
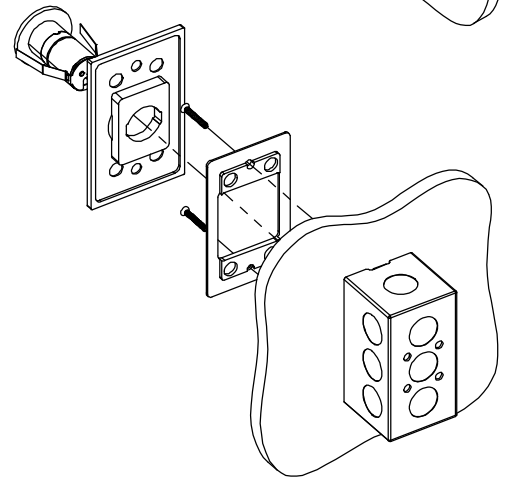
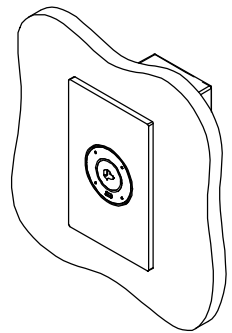
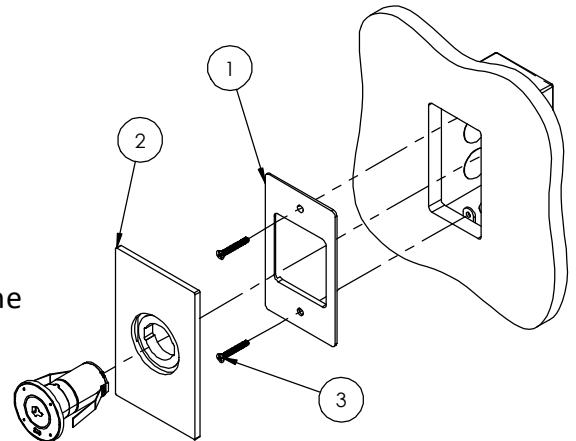
### For low voltage only!

### Key features and benefits:

- Allows easy insertion and removal of the device.
- Bezel attaches magnetically.
- The bezel is supplied painted black (-BL) or white (-WH).
- Designed for the use with Josh Nano (not included).
- Wall mount kit contains:
  1. Back box wall adapter plate (X1)
  2. Bezel (X1)
  3. #6-32 UNC x 1” screws (X2)

### Key properties:

- Dimensions: (W/H/D): 74.5mm (2.93")/ 118.9mm (4.68")/11.6mm (0.46)
- Weight: 0.25Kg, 0.55lbs.
- Material: Moisture resistant MDF (compliant with TSCA Title VI)





Model: WS 1GANG ADAPTER FOR JOSH NANO

Family: WALL-SMART

DWG NO. 065-4-338-SPC

Model No.: 065-1-338-BL/ -WH

PRODUCT SPEC.

REVISION A

DATE 17/AUG/2021

