



Model: WS SB FOR SAVANT ASCEND WFB 1Gang

Family: WALL-SMART

DWG NO. 028-4-905-SPC



Model No.: 028-1-905

PRODUCT SPEC.

REVISION A

DATE 05/SEP/2022

**Make Your Wall Smart**

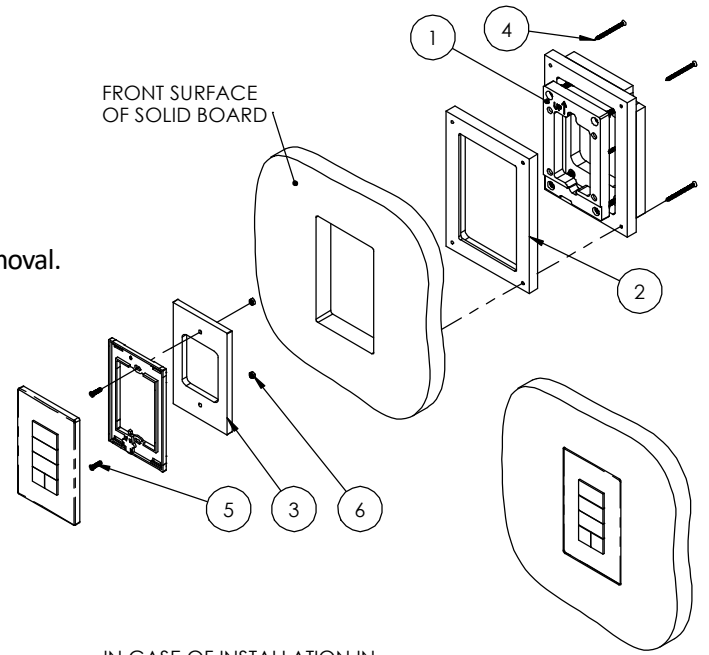
**WS SB FOR SAVANT ASCEND WFB 1G – Product description:**

The “WS SB FOR SAVANT ASCEND WFB 1G” is an adapter for in-wall flush installation of a Savant Ascend 1G keypad in solid board walls.

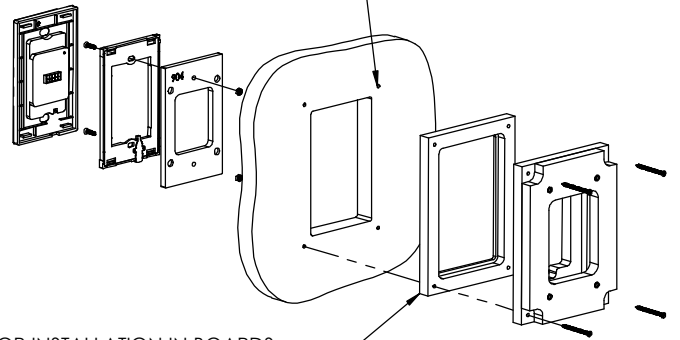
The “WS SB FOR SAVANT ASCEND WFB 1G” firmly mounts the device while allowing easy access, insertion and removal.

**Key features and benefits:**

- Flush with the wall.
- Allows easy maintenance access.
- Includes depth calibration mechanism and a spacer.
- allowing installation in wide range of board thicknesses:  
With spacer: 6.84mm ~ 21.4mm [0.27” ~ 0.84”] thick.  
Without spacer: 17.44mm ~ 33mm [0.73” ~ 1.3”] thick.
- Designed for the use with Savant Ascend WFB 1G keypad. (keypad not included)
- Use spacer as routing template.
- Installation kit contains:
  1. Wall adapter (x1)
  2. Spacer frame (Routing template) (x1)
  3. Keypad adaptor frame (X1)
  4. ST3x40 screws (x4)
  5. M3X12 Screws (x2)
  6. M3 nut (X2)



IN CASE OF INSTALLATION IN WOOD USE SCREWS, OTHERWISE APPLY STRUCTURAL ADHESIVE

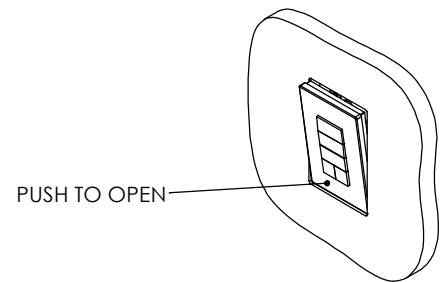
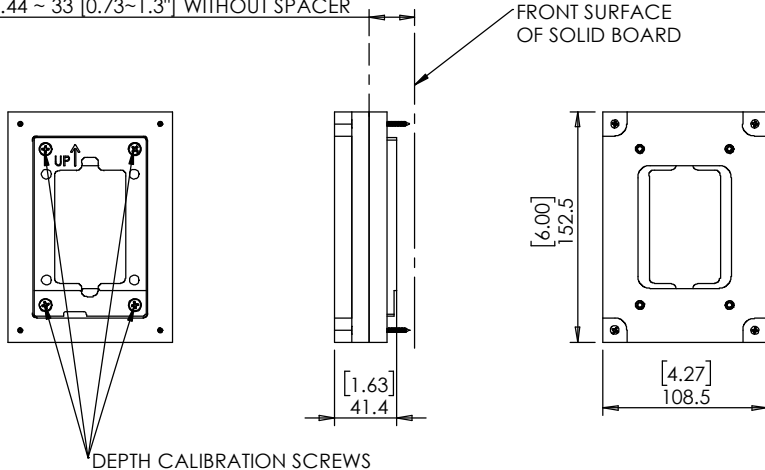


FOR INSTALLATION IN BOARDS 6.84mm TO 21.4mm THICK USE ROUTING TEMPLATE AS INSTALLATION SPACER

**Key properties:**

- Dimensions (W/H/D): 108.5mm (4.27")/ 152.5mm (6.00")/ 41.4mm (1.63")
- Power Supply: None (manual adapter).
- Weight: 0.32Kg, 0.71lbs.
- Material: Moisture resistant MDF (compliant with TSCA Title VI)

SOLID BOARD THICKNESS RANGE:  
6.84 ~ 21.4 [0.27~0.84"] WITH SPACER  
18.44 ~ 33 [0.73~1.3"] WITHOUT SPACER





Model: WS SB FOR SAVANT  
ASCEND WFB 1Gang

Family: WALL-SMART

DWG NO. 028-4-905-SPC

Model No.: 028-1-905

PRODUCT SPEC.

REVISION A

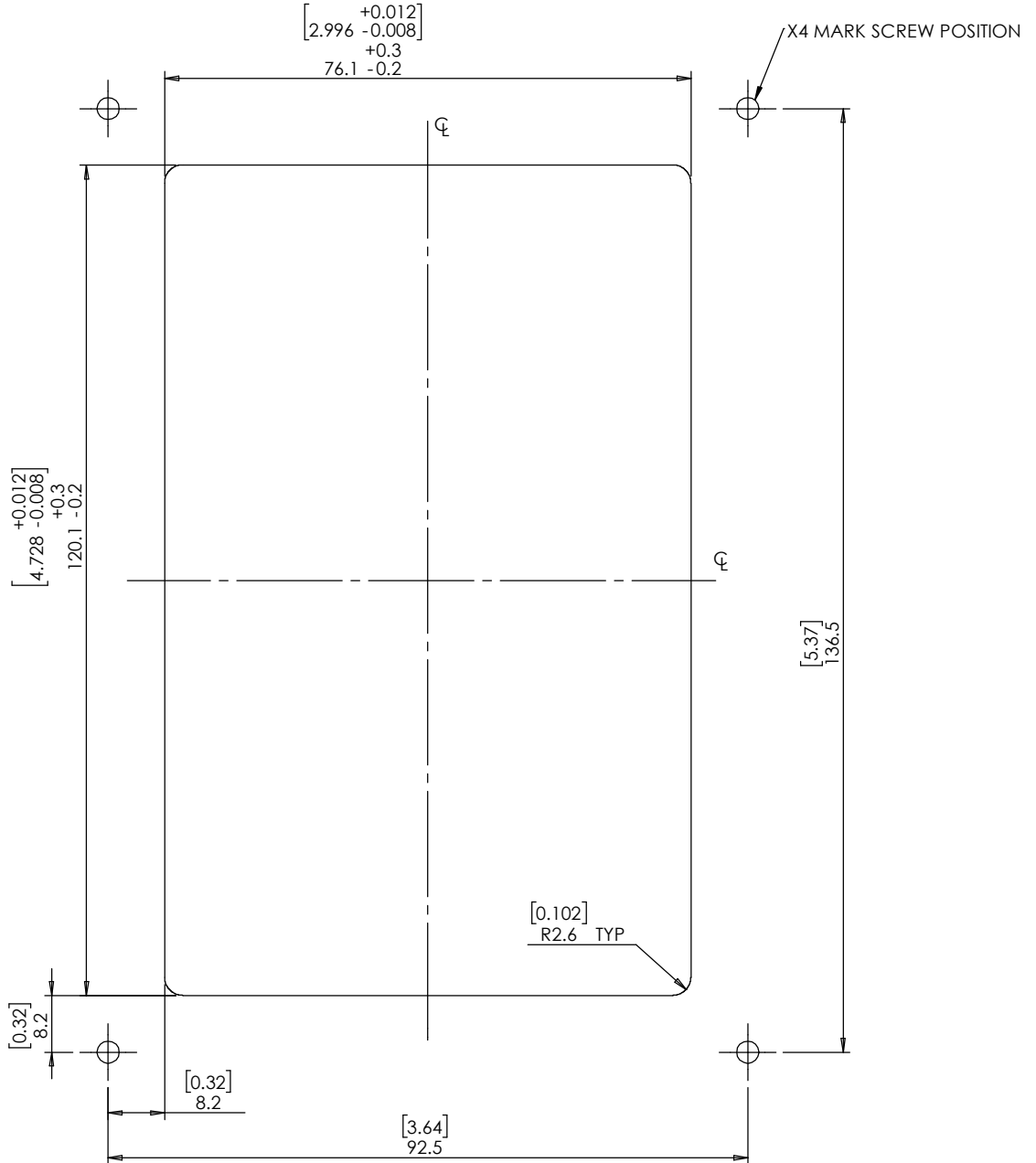
DATE 05/SEP/2022



# CUTOUT ROUTING TEMPLATE

## 028-1-905

SCALE 1:1



**PRINT THIS PAGE 1:1 SCALE**