



Model: WS SB Mount for Basalte 2Gang Universal Frame

Family: WALL-SMART

DWG NO. 003-4-421-SPC



Model No.: 003-1-421

PRODUCT SPEC.

REVISION A

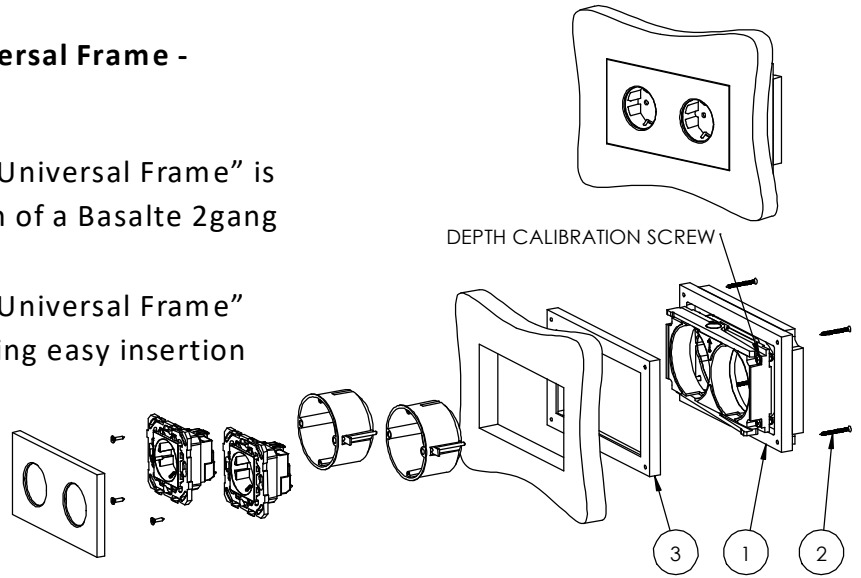
DATE 25/Sept./2019

Make Your Wall Smart

WS SB Mount for Basalte 2Gang Universal Frame - Product description:

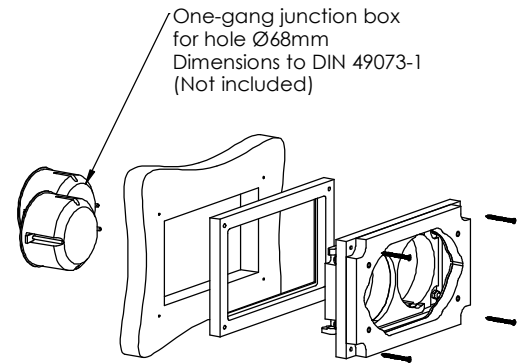
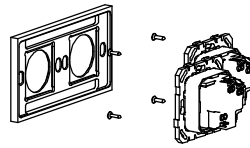
The "WS SB Mount for Basalte 2Gang Universal Frame" is an adapter for in-wall flush installation of a Basalte 2gang universal faceplate in a solid board.

The "WS SB Mount for Basalte 2Gang Universal Frame" firmly mounts the devices while allowing easy insertion and removal.



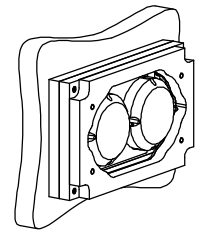
Key features and benefits:

- Allows easy insertion and removal of the keypad by pushing a thin plastic card into the horizontal gap on the top right or on the bottom left corners.
- Designed to be installed in 12 ~ 38.3mm (0.47" ~ 1.5") thick solid boards.
- Installation kit contain:
X1 wall adaptor (item #1)
X4 ST3x30 screws (item #2)
X1 template spacer (item #3)
- Designed for the use with Basalte 2Gang satin white universal faceplate (faceplate, sockets and back boxes are not included).

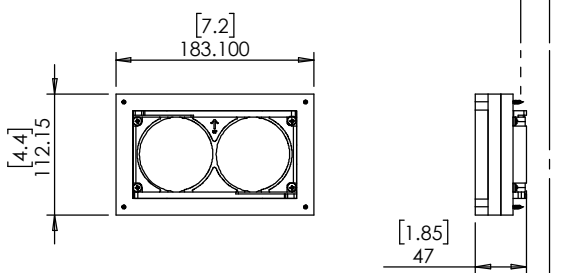


Key properties:

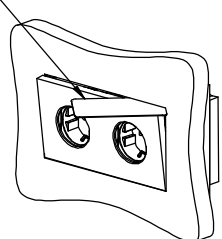
- Dimensions (W/H/D): 183.1mm (7.2")/ 112.15mm (4.4")/ 47mm (1.85")
- Power Supply: None (manual adapter).
- Weight: 0.4Kg, 0.88lbs.
- Material: Moisture resistant MDF



SOLID BOARD THICKNESS RANGE:
12 ~ 26.7 [0.47"~1.05"] WITH SPACER
23.6 ~ 38.3 [0.93"~1.5"] WITHOUT SPACER



TO OPEN THE FACEPLATE
INSERT AND PUSH A THIN
PLASTIC CARD INTO THE HORIZONTAL
GAP ON THE TOP RIGHT OR
ON THE BOTTOM LEFT CORNERS





Model: WS SB Mount for Basalte
2Gang Universal Frame

Family: WALL-SMART

DWG NO. 003-4-421-SPC

Model No.: 003-1-421

PRODUCT SPEC.

REVISION A

DATE 25/Sept./2019



ROUTING TEMPLATE

