



Model: WS NC FOR IPAD AIR 4,5 & 11M2 & PRO11 3&4 WITH GRILLS

Family: WALL-SMART

DWG NO. 002-4-370-WG-SPC



Model No.: 002-1-370-WG

PRODUCT SPEC.

REVISION C

DATE 22/MAY/2024

Make Your Wall Smart

“WS NC FOR IPAD AIR 4,5 & 11M2 & PRO11 3&4 - WITH GRILLS” - Product description:

The “WS NC FOR IPAD AIR 4,5 & 11M2 & PRO11 3&4 - WITH GRILLS” is a wall adapter for in-wall flush installation of an iPad Air 4th & 5th Gen., iPad Pro 3rd & 4th Gen. & iPad Air 11” M2. The “WS NC FOR IPAD AIR 4,5 & 11M2 & PRO11 3&4 - WITH GRILLS” firmly mounts the iPad while allowing easy insertion, removal and operation.

Key features and benefits:

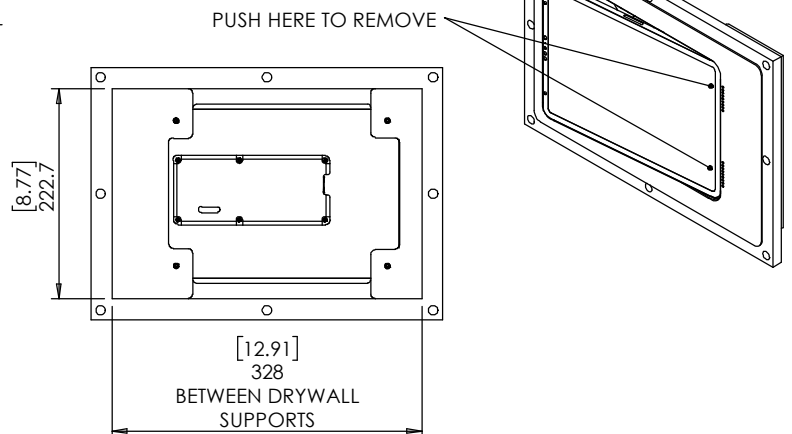
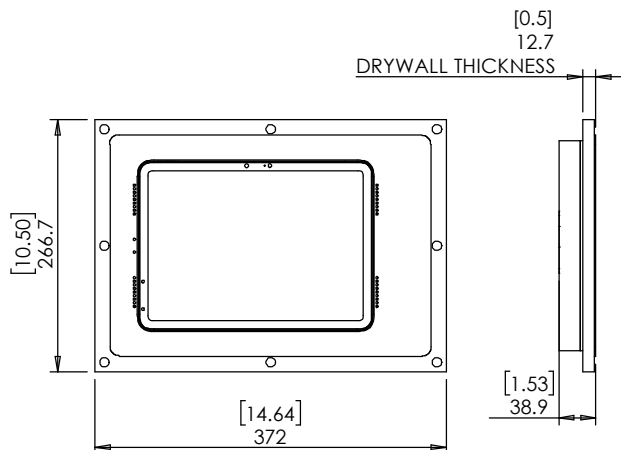
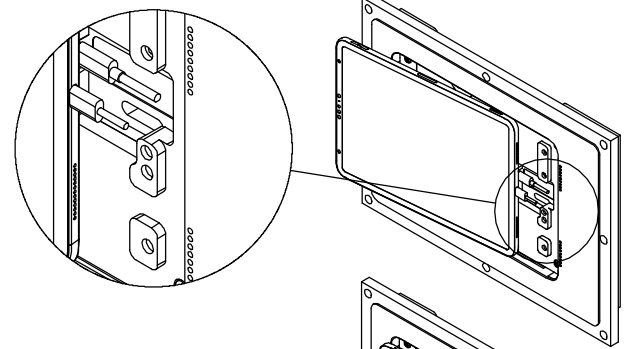
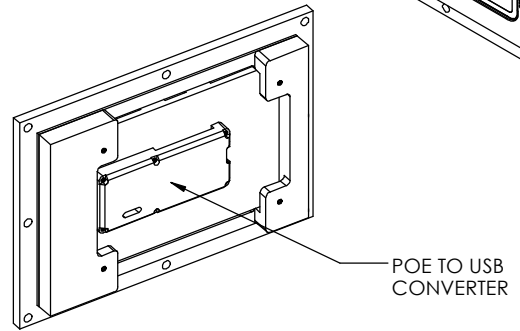
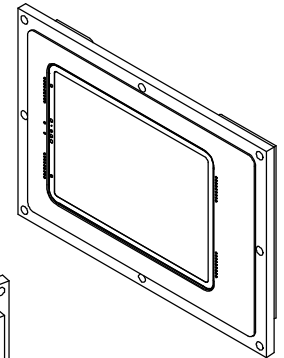
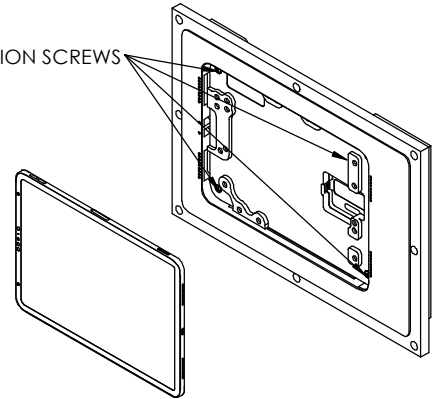
- iPad is recessed 1.4mm [0.055”] into the wall surface.
- Wall mount may be mounted in any orientation.
- Includes depth calibration mechanism.
- The wall mount contains audio grills.
- Paintable with the wall paint in any color and texture.
- Allows easy insertion and removal of the iPad.
- The adapter is supplied unpainted (To be painted after installation as part of the wall).
- Designed to be installed in ½” drywall. Installation of the Wall-Smart adapter is straight-forward. Installation process is similar to drywall construction procedures.
- For installation in concrete/block wall use “CONCRETE BOX 373X268” P/N 100-1-682 (sold separately) according installation instruction 10-04-00103-INS in <http://www.wall-smart.com/faq>
- Designed for the use with Apple iPad Air 4th & 5th Gen., iPad Pro 3rd & 4th Gen. & iPad Air 11” M2 (iPad is not included).
- Adapter kit contains:
 1. Wall adapter (X1)

Key properties:

- Dimensions: (W/H/D): 372mm (14.64”)/ 266.7mm (10.5”)/ 38.9mm(1.53”)
- Power Supply: Wall mount includes POE to USB converter. The installer should connect the wall mount to an IEEE 802.3at POE+ power source via CAT5/6 cable and RJ45 connector. (Please verify the power source can supply up to 25.5W)
- Standard mounts supplied with charging only. In case Ethernet connectivity required, Please verify availability of SKU# 002-1-370E-WG
- Weight: 1.3Kg, 2.86lbs.
- Material: Moisture resistant MDF (compliant with TSCA Title VI)
- To be installed in ½” drywall (for installation in 5/8” drywall use 1/8” shim pack P/N 10-01-067 (sold separately)).

iPad® is a trademark of Apple Inc., registered in the U.S. and other countries.

DEPTH CALIBRATION SCREWS





Model: WS NC FOR IPAD AIR 4,5 & 11M2 & PRO11 3&4 WITH GRILLS

Family: WALL-SMART

DWG NO. 002-4-370-WG-SPC

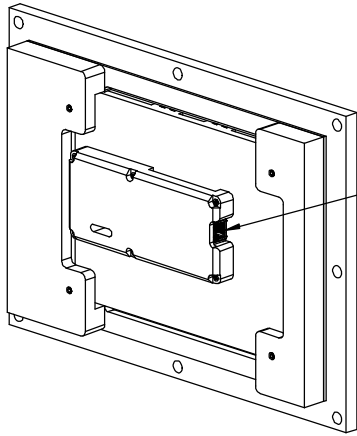


Model No.: 002-1-370-WG

PRODUCT SPEC.

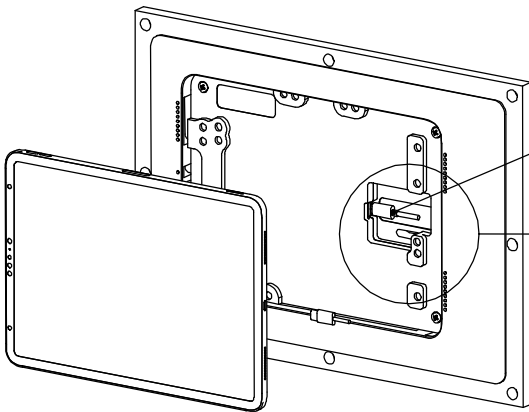
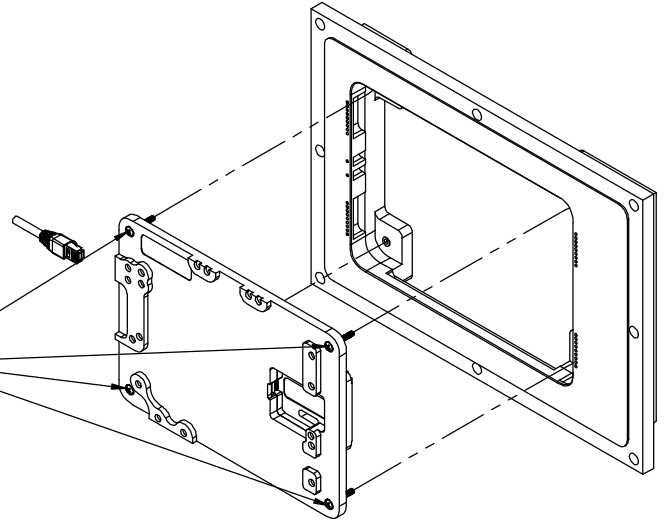
REVISION C

DATE 22/MAY/2024



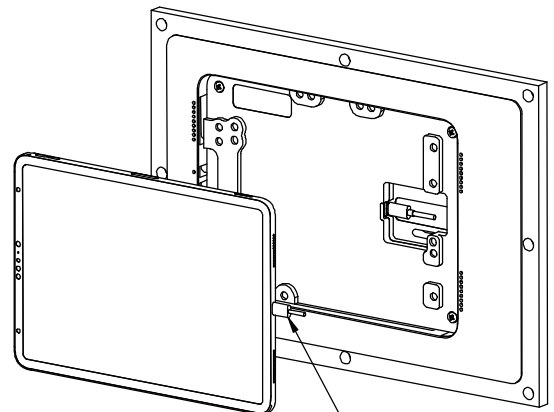
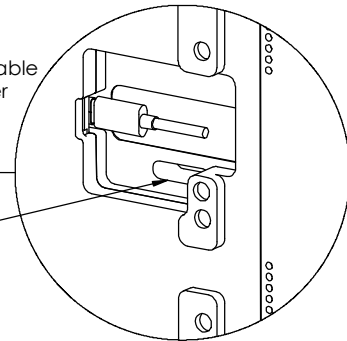
Before installation of the wall mount, connect a 48V IEEE 802.3at POE+ power source via a CAT5/6 cable and RJ45 connector to the POE to USB converter.

If required, it is possible to gradually unscrew 4 screws, remove the platform and connect the POE cable after the wall mount is installed.



Connect iPad USB-C cable to POE to USB converter

Organize the cable in the cable slit



Connect USB-C connector to the iPad and insert iPad

