



Model: WS CONCRETE BOX 202X145

Family: WALL-SMART

DWG NO. 100-4-842-SPC

Model No.: 100-1-842

PRODUCT SPEC.

REVISION A

DATE 06/SEP./2020



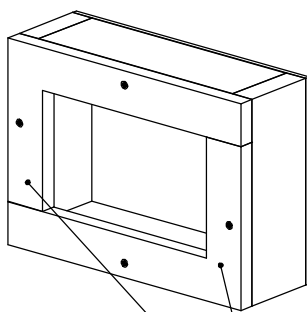
Make Your Wall Smart

WS CONCRETE BOX 202X145

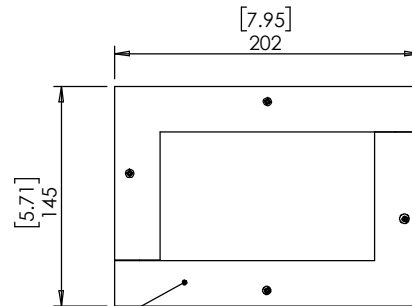
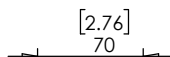
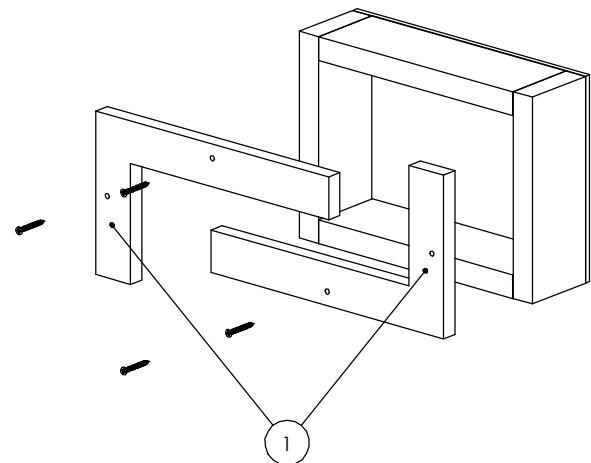
- Designed to support Wall-Smart flush 202x145mm mounts in concrete/brick walls.
- Wall should be plastered up to the front detachable frame (item #1).
- Front detachable frame (item #1) should be removed after the wall was plastered (to be replaced with the adapter).
- Before installation, read Wall-smart installation instruction No. 10-01-00103-INS.

Key properties:

- Material: MOISTURE RESISTANT MDF
- Dimensions (W/H/D): 202mm (7.95")/ 145 mm (5.71")/ 70mm (2.76")
- Weight: 0.5Kg (1.1lbs)



FRONT DETACHABLE FRAME



PLASTER WALL UP TO THIS SURFACE