



Model: WS NC FOR TrimLine II Line V keypad

Model No.: 10-01-170

Family: WALL-SMART

DWG NO. 10-04-170-SPC

PRODUCT SPEC.

REVISION C

DATE 27/MAR/2024



Make Your Wall Smart

WS NC FOR TrimLine II Line V keypad- Product description:

The “WS NC FOR TrimLine II Line V keypad” is an adapter for 1 gang in-wall flush installation of a Vantage™ TrimLine II wall plate and any compatible devices (including EasyTouch II keypad).

The “WS NC FOR TrimLine II Line V keypad” securely mounts the TrimLine II wall plate and the device while allowing easy access, insertion and removal.

Key features and benefits:

- Flush with the wall.
- Includes depth calibration mechanism.
- Wall adapter paintable with the wall paint in any color and texture.
- Allows easy maintenance access.
- The adapter is supplied unpainted (To be painted after installation as part of the wall).
- Installation of the Wall-Smart adapter is straight-forward. Installation process is similar to drywall construction procedures.
- Designed for the use with Vantage™ TrimLine II wall plate. (Vantage™ wall plate, compatible device and back box are not included)

Kit includes:

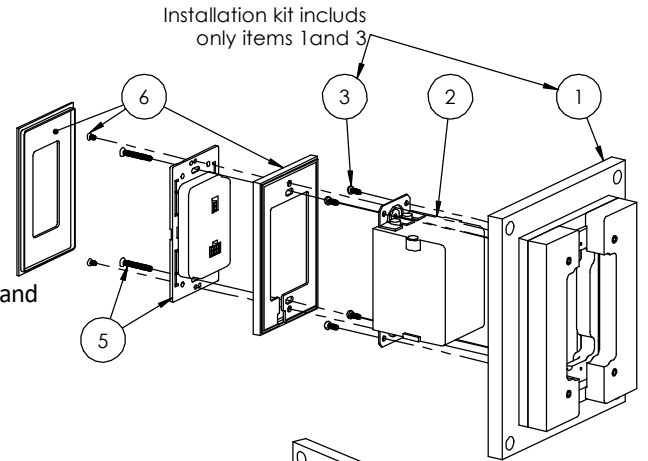
- (x1) Wall adapter (item #1)
- (x4) #6X5/16 screws (item #3)

Kit does not include:

- (x1) Hubbel-Raco 420 Box (or equivalent) (item #2)
- (x1) Vantage™ device to be installed in TrimLine II Wall plate (item #5)
- (x1) Vantage™ TrimLine II wall plate (item #6)

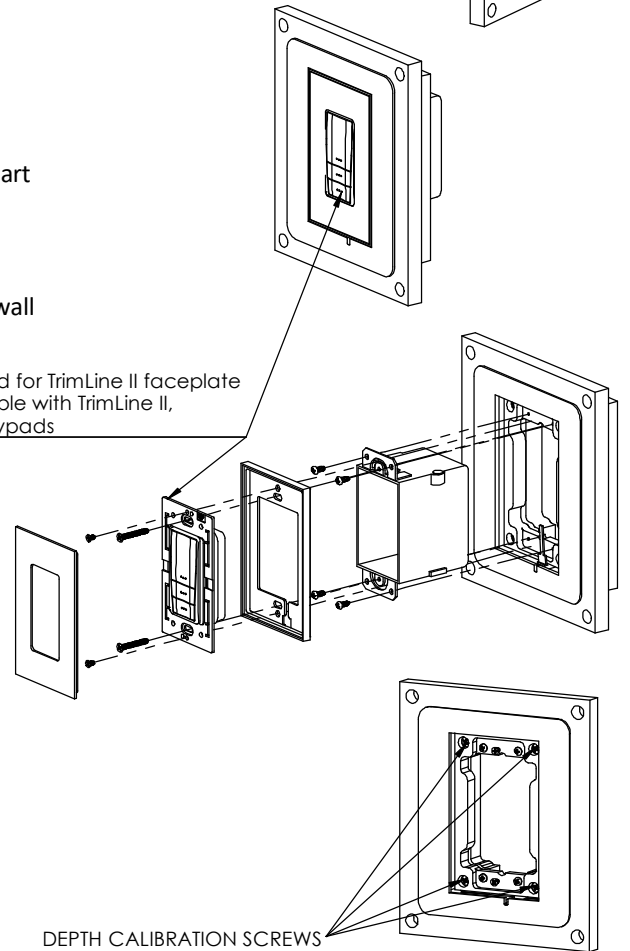
Key properties:

- Dimensions (W/H/D): 156mm (6.142")/ 186mm (7.323")/ 38.6mm (1.52")
- Power Supply: None (manual adapter).
- Weight: 0.35Kg, 0.77lb.
- To be installed in ½" drywall.

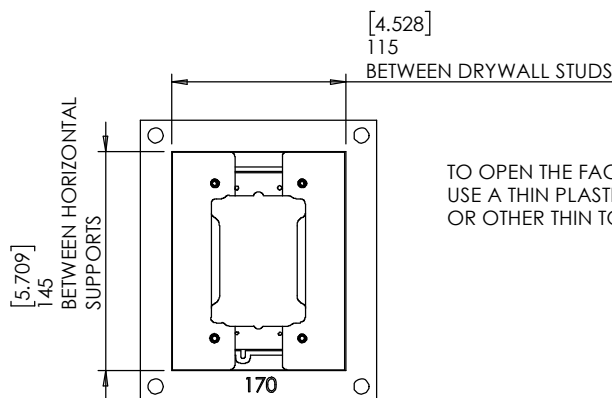
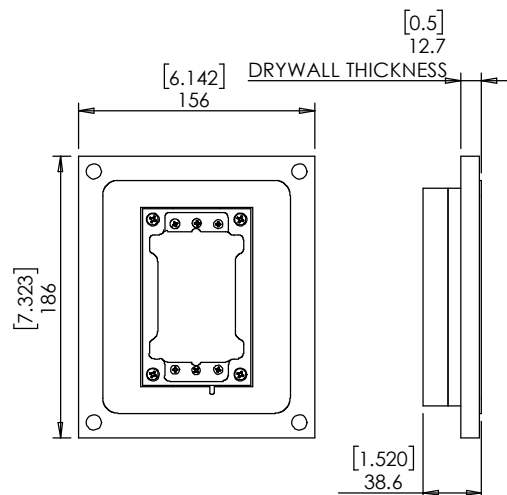


Installation kit includes only items 1 and 3

This wall mount is designed for TrimLine II faceplate and any device compatible with TrimLine II, including **EasyTouch II** keypads



DEPTH CALIBRATION SCREWS



TO OPEN THE FACEPLATE, USE A THIN PLASTIC CARD OR OTHER THIN TOOL

