



Model: WS NC FOR BLACK NOVA 2MODULE LINE V

Model No.: 084-1-928

Family: WALL-SMART

DWG NO. 084-4-928-SPC

PRODUCT SPEC.

REVISION A

DATE 8/DEC./2022



Make Your Wall Smart

“WS NC FOR BLACK NOVA 2MODULE LINE V” - Product description:

The “WS NC FOR BLACK NOVA 2MODULE LINE V” is an adapter for in-wall flush installation of a Black Nova 2 module line voltage devices.

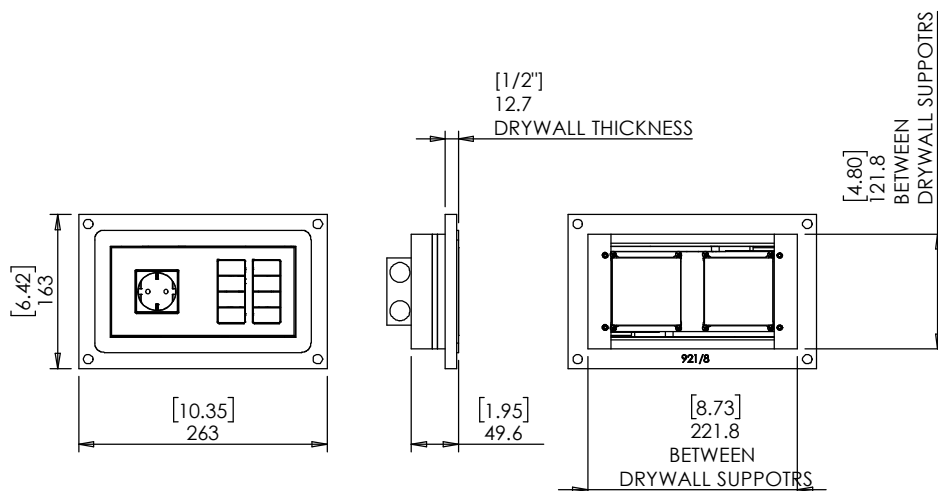
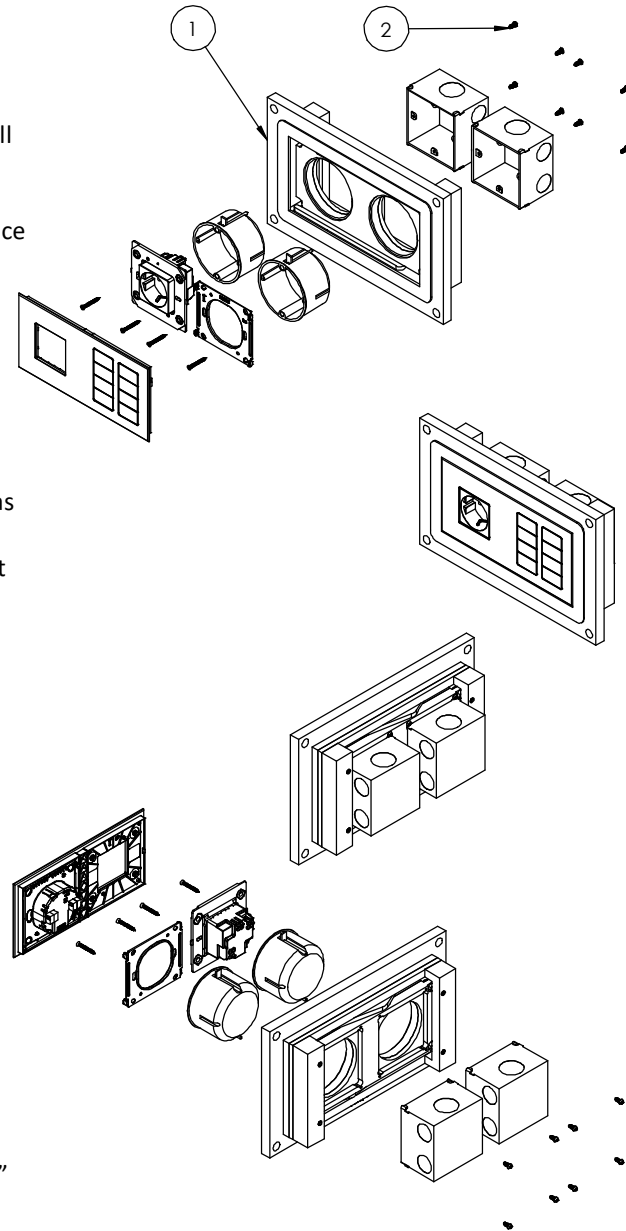
The “WS NC FOR BLACK NOVA 2MODULE LINE V” firmly mounts the device while allowing easy access, insertion and operation.

Key features and benefits:

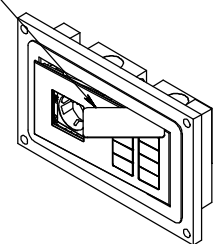
- Flush with the wall.
- Paintable with the wall paint in any color and texture.
- Allows easy insertion and removal of the faceplate and accessories.
- The adapter is supplied unpainted (To be painted after installation as part of the wall).
- Designed to be installed in ½” drywall. Installation of the Wall-Smart adapter is straight-forward. Installation process is similar to drywall construction procedures. Before installation, read Wall-Smart installation instruction 10-04-00101-INS in <http://www.wall-smart.com/faq>
- Designed for the use with 2module devices (by Black Nova) (Black Nova devices are not included).
- Adapter kit contains:
 1. Wall adapter (x1)
 2. KA3.5X8 Screws (x8)

Key properties:

- Dimensions (W/H/D): 263mm (10.35")/ 163mm (6.42")/ 49.6mm (1.95")
- Power Supply: None (manual adapter).
- Weight: 0.5Kg, 1.10lbs.
- Material: Moisture resistant MDF.
- To be installed in ½” drywall (for installation in 5/8” drywall use 1/8” shim pack P/N 10-01-067 (sold separately)).



TO OPEN THE FACEPLATE, INSERT AND PUSH A THIN PLASTIC CARD INTO THE HORIZONTAL GAP ON THE BOTTOM LEFT OR ON THE TOP RIGHT CORNERS





Model: WS NC FOR BLACK NOVA
2MODULE LINE V

Family: WALL-SMART

DWG NO. 084-4-928-SPC

Model No.: 084-1-928

PRODUCT SPEC.

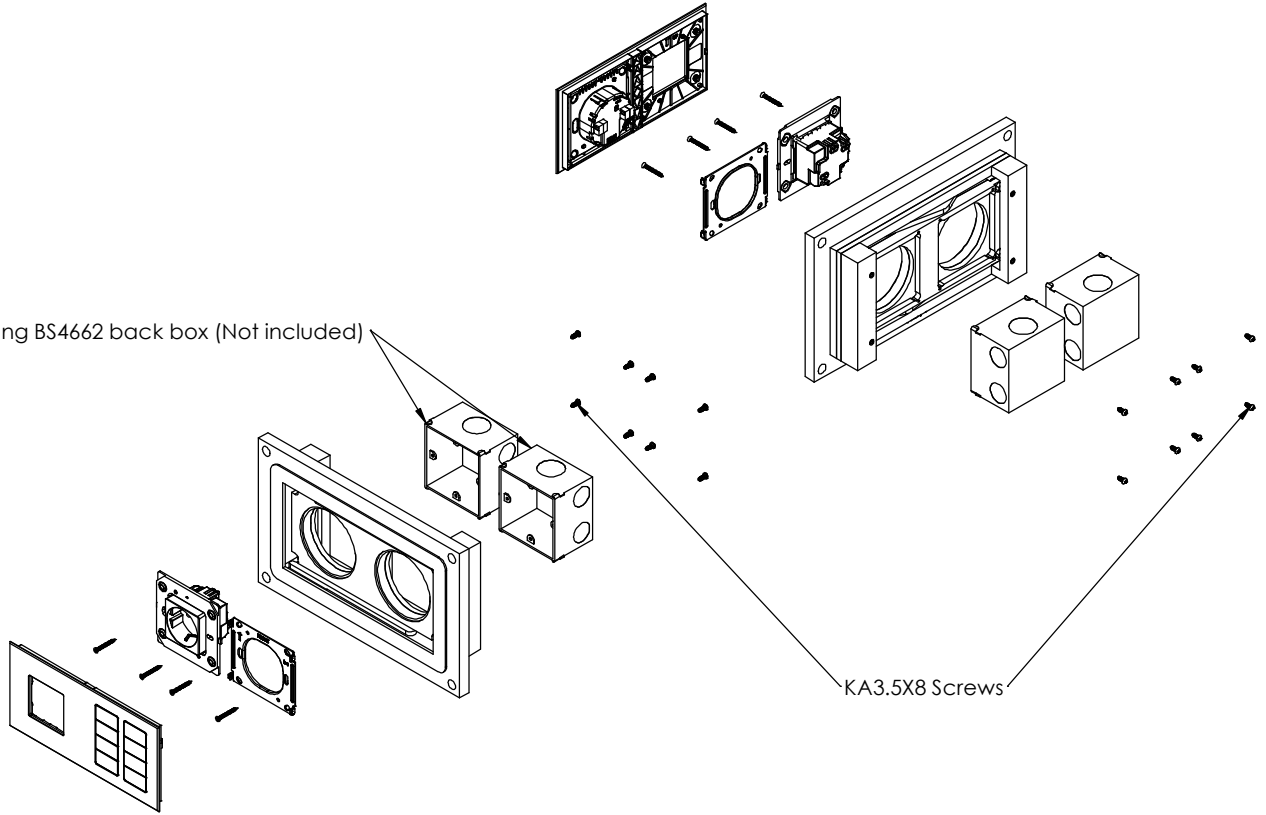
REVISION A

DATE 8/DEC./2022



INSTALLTION WITH X2 BS4662 1GANG BACK BOX

2X 1gang BS4662 back box (Not included)



KA3.5x8 Screws

INSTALLTION WITH 2X JUNCTION BOX FOR HOLE Ø68mm (DIN 49073-1)

2X 1gang junction box for hole Ø68mm
Dimensions to DIN 49073-1 (Not included)

