



Model: WS SB FOR LUTRON PICO

Family: WALL-SMART

DWG NO. 058-4-375-SPC



Model No.: 058-1-375

PRODUCT SPEC.

REVISION A

DATE 16/JAN/2022

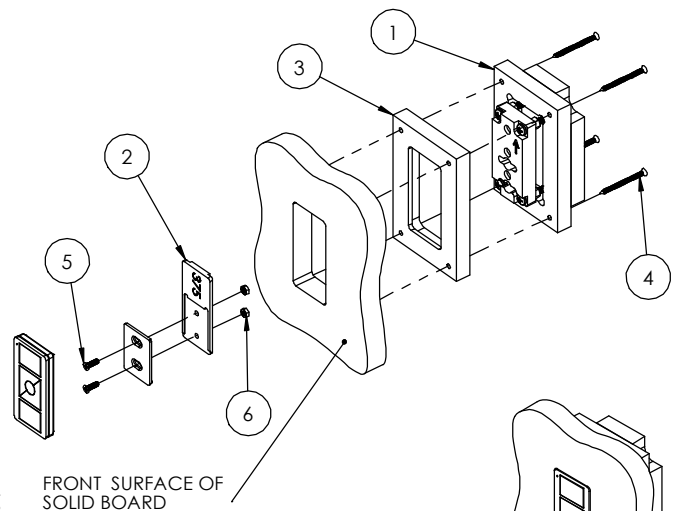
Make Your Wall Smart

“WS SB FOR LUTRON PICO” - Product description:

The “WS SB FOR LUTRON PICO” is an adapter for in-wall flush installation of a LUTRON PICO keypad in solid board walls. The “WS SB FOR LUTRON PICO” firmly mounts the keypad while allowing easy access, insertion and removal.

Key features and benefits:

- Allows easy insertion and removal.
- Flush with the wall.
- Allows easy maintenance access.
- Includes depth calibration mechanism and a spacer allowing installation in wide range of board thicknesses:
With spacer: 6.1mm ~ 20.1mm [0.25" ~ 0.8"] thick.
Without spacer 17.7mm ~ 31.7mm [0.7" ~ 1.25"] thick.
- Use routing template as spacer.
- Designed for the use with LUTRON Pico keypad (not included).
- Installation kit contains:
 1. Wall adapter (x1)
 2. keypad adapter (x1)
 3. Routing template (x1)
 4. ST3x40 screws (x4)
 5. CS M3X10 Screws (x2)
 6. M3 Nuts (x2)



FRONT SURFACE OF SOLID BOARD

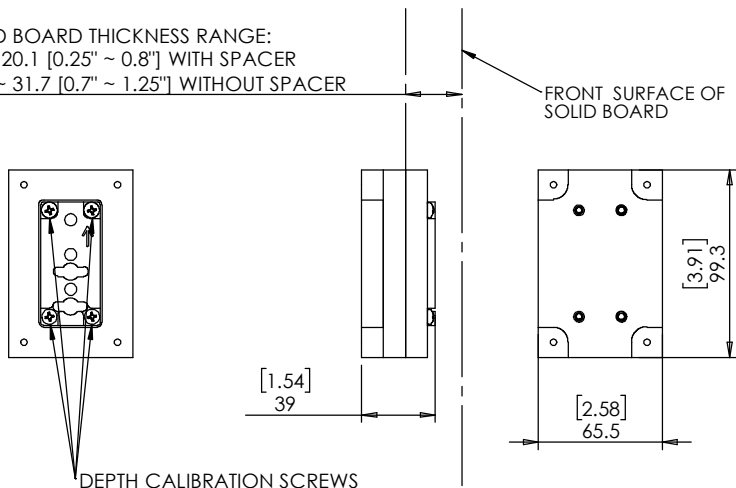
Key properties:

- Dimensions (W/H/D): 128mm (5.04")/ 128mm (5.04")/ 41.3mm (1.63")
- Power Supply: None (manual adapter).
- Weight: 0.3Kg, 0.66lbs.
- Material: Moisture resistant MDF

IN CASE OF INSTALLATION IN WOOD USE SCREWS, OTHERWISE APPLY STRUCTURAL ADHESIVE

FOR WALLS THINNER THEN 20mm[0.8"] USE ROUTING TEMPLATE AS INSTALLATION SPACER

SOLID BOARD THICKNESS RANGE:
6.1 ~ 20.1 [0.25" ~ 0.8"] WITH SPACER
17.7 ~ 31.7 [0.7" ~ 1.25"] WITHOUT SPACER



PUSH TO REMOVE



Model: WS SB FOR LUTRON PICO

Family: WALL-SMART

DWG NO. 058-4-375-SPC

Model No.: 058-1-375

PRODUCT SPEC.

REVISION A

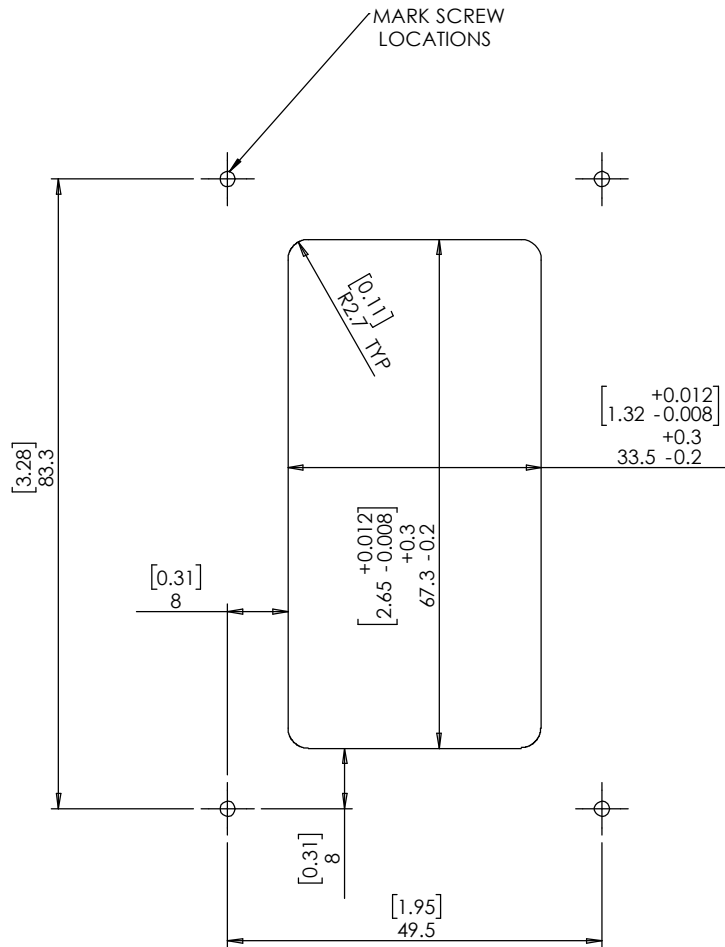
DATE 16/JAN/2022



ROUTING TEMPLATE

058-1-375

1:1 SCALE



PRINT THIS PAGE 1:1 SCALE