



Model: WS SB FOR VANTAGE EasyTouch 2G keypad

Family: WALL-SMART

DWG NO. 033-4-917-SPC



Model No.: 033-1-917

PRODUCT SPEC.

REVISION A

DATE 19/SEP/2022

Make Your Wall Smart

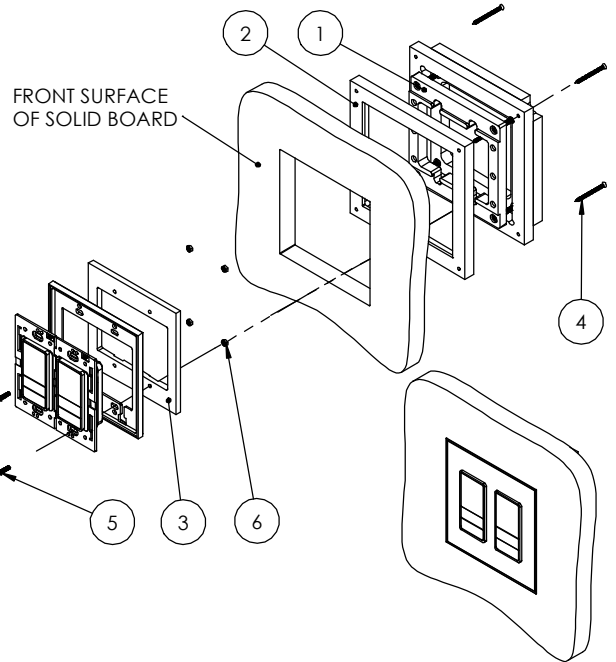
WS SB FOR VANTAGE EasyTouch 2G keypad – Product description:

The “WS SB FOR VANTAGE EasyTouch 2G keypad” is an adapter for in-wall flush installation of a VANTAGE EasyTouch 2G keypad in solid board walls.

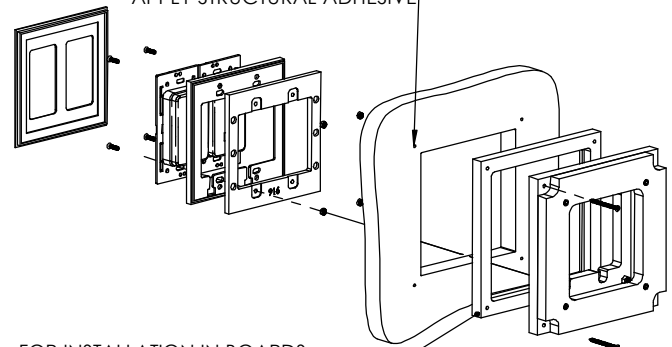
The “WS SB FOR VANTAGE EasyTouch 2G keypad” firmly mounts the device while allowing easy access, insertion and removal.

Key features and benefits:

- Flush with the wall.
- Allows easy maintenance access.
- Includes depth calibration mechanism and a spacer.
- allowing installation in wide range of board thicknesses:
With spacer: 7.78mm ~ 21.2mm [0.31” ~ 0.83”] thick.
Without spacer: 19.38mm ~ 32.8mm [0.77” ~ 1.29”] thick.
- Designed for the use with VANTAGE EasyTouch 2G keypad. (keypad not included)
- Use spacer as routing template.
- Installation kit contains:
 1. Wall adapter (x1)
 2. Spacer frame (Routing template) (x1)
 3. Keypad adaptor frame (X1)
 4. ST3x40 screws (x4)
 5. M3X12 Screws (x4)
 6. M3 nut (X4)



IN CASE OF INSTALLATION IN WOOD USE SCREWS, OTHERWISE APPLY STRUCTURAL ADHESIVE

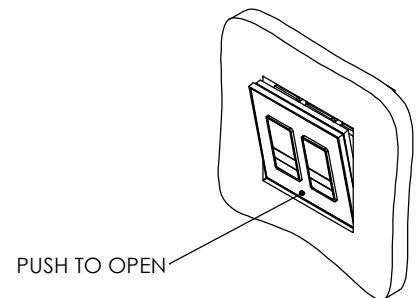
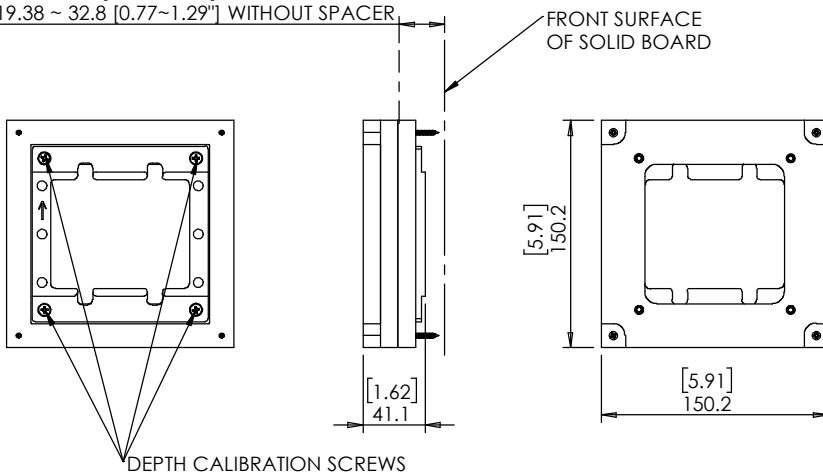


FOR INSTALLATION IN BOARDS 7.78mm TO 21.2mm THICK USE ROUTING TEMPLATE AS INSTALLATION SPACER

Key properties:

- Dimensions (W/H/D): 150.2mm (5.91”)/ 150.2mm (5.91”)/ 41.1mm (1.62”)
- Power Supply: None (manual adapter).
- Weight: 0.4Kg, 0.88lbs.
- Material: Moisture resistant MDF (compliant with TSCA Title VI)

SOLID BOARD THICKNESS RANGE:
7.78 ~ 21.2 [0.31”~0.83”] WITH SPACER
19.38 ~ 32.8 [0.77~1.29”] WITHOUT SPACER





Model: WS SB FOR VANTAGE EasyTouch 2G keypad

Family: WALL-SMART

DWG NO. 033-4-917-SPC

Model No.: 033-1-917

PRODUCT SPEC.

REVISION A

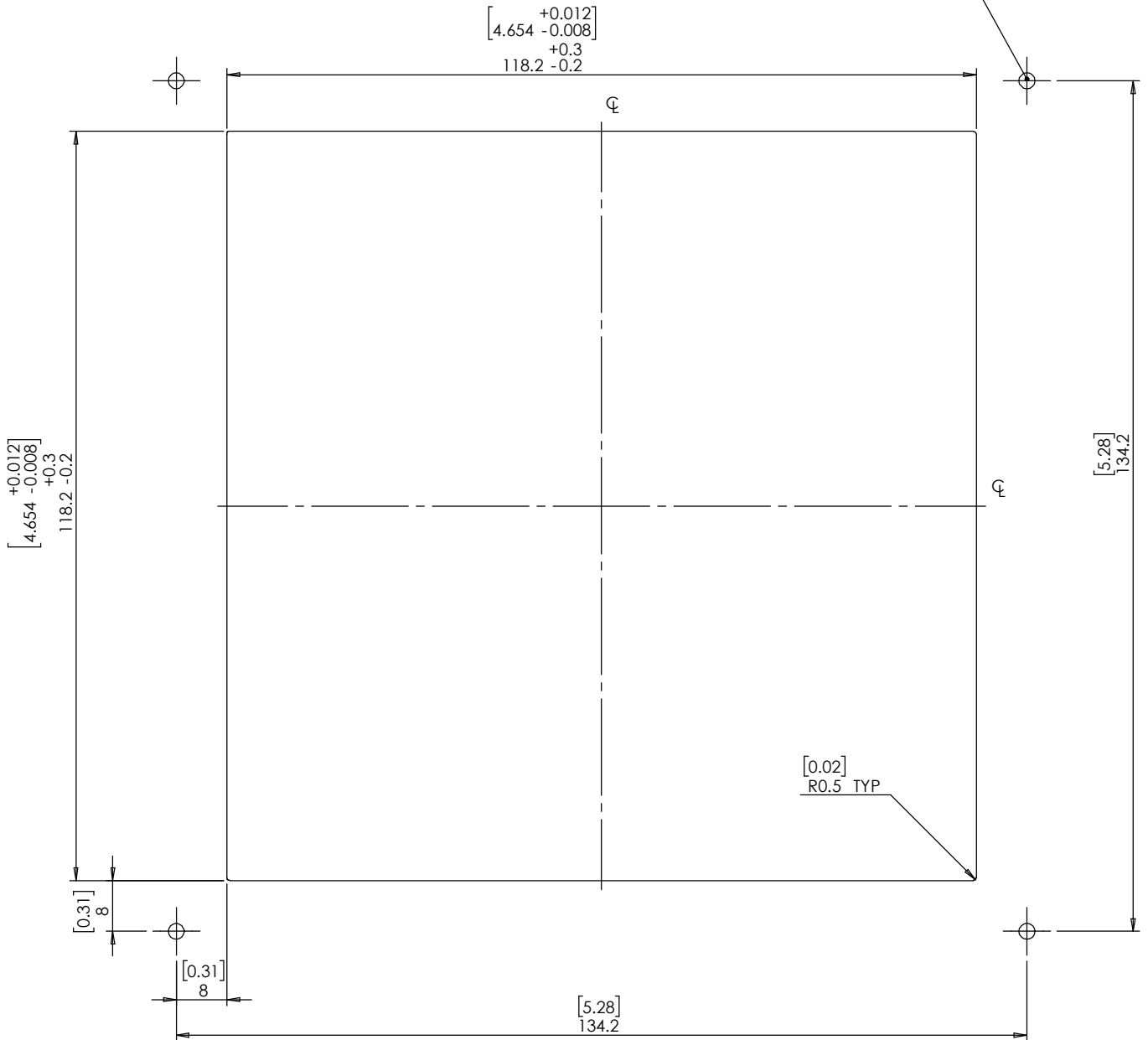
DATE 19/SEP/2022



CUTOUT ROUTING TEMPLATE 033-1-917

SCALE 1:1

X4 MARK SCREW POSITION



PRINT THIS PAGE 1:1 SCALE