



Model: WS SB FOR CRESTRON HZ2-FP-G2

Family: WALL-SMART

DWG NO. 012-4-761-SPC



Model No.: 012-1-761

PRODUCT SPEC.

REVISION B

DATE 24/AUG./2023

### Make Your Wall Smart

#### “WS SB FOR CRESTRON HZ2-FP-G2” - Product description:

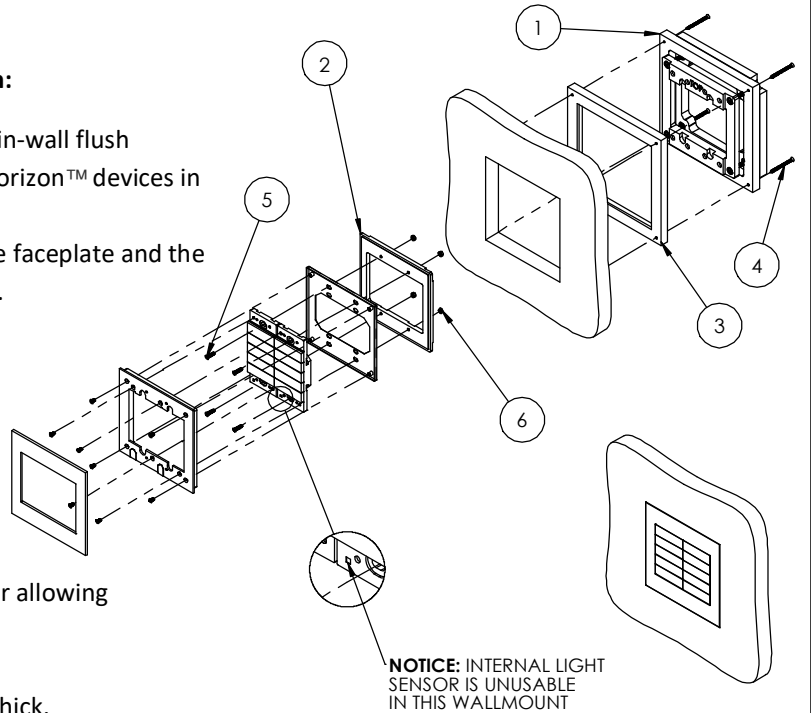
The “WS SB FOR CRESTRON HZ2-FP-G2” is an adapter for in-wall flush installation of an HZ2-FP-G2 faceplate with **low voltage** Horizon™ devices in solid board walls.

The “WS SB FOR CRESTRON HZ2-FP-G2” firmly mounts the faceplate and the devices while allowing easy access, insertion and removal.

#### FOR LOW VOLTAGE USE ONLY!

#### Key features and benefits:

- Allows easy insertion and removal.
- Flush with the wall.
- Allows easy maintenance access.
- Includes depth calibration mechanism and a spacer allowing installation in wide range of board thicknesses:  
With spacer: 10mm ~ 24mm [0.39" ~ 0.94"] thick.  
Without spacer 21.5mm ~ 35.6mm [0.85" ~ 1.4"] thick.
- Use routing template as spacer.
- Designed for the use with Crestron HZ2-FP-G2 faceplate with **low voltage** Horizon™ devices only (faceplate and devices not included).
- Installation kit contains:
  1. Wall adapter (x1)
  2. keypad adapter (x1)
  3. Routing template (x1)
  4. ST3x40 screws (x4)
  5. CS M3X12 Screws (x4)
  6. M3 Nuts (x4)



#### Key properties:

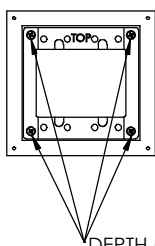
- Dimensions (W/H/D): 156.8mm (6.17")/ 152.8mm (6.02")/ 40.3mm (1.59")
- Power Supply: None (manual adapter).
- Weight: 0.42Kg, 0.924lbs.
- Material: Moisture resistant MDF

IN CASE OF INSTALLATION IN WOOD USE SCREWS, OTHERWISE APPLY STRUCTURAL ADHESIVE

SOLID BOARD THICKNESS RANGE:  
10 ~ 24 [0.4" ~ 0.94"] WITH SPACER  
21.5 ~ 35.6 [0.85" ~ 1.4"] WITHOUT SPACER

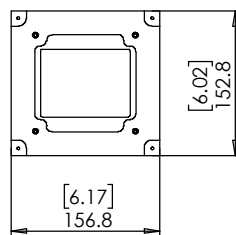
FRONT SURFACE OF SOLID BOARD

FOR WALLS THINNER THEN 24mm[0.94"] USE ROUTING TEMPLATE AS INSTALLATION SPACER



[1.59]  
40.3

DEPTH CALIBRATION SCREWS



PUSH TO OPEN



Model: WS SB FOR CRESTRON HZ-FP-G2

Family: WALL-SMART

DWG NO. 012-4-761-SPC

Model No.: 012-1-761

PRODUCT SPEC.

REVISION A

DATE 30/JUNE/2021

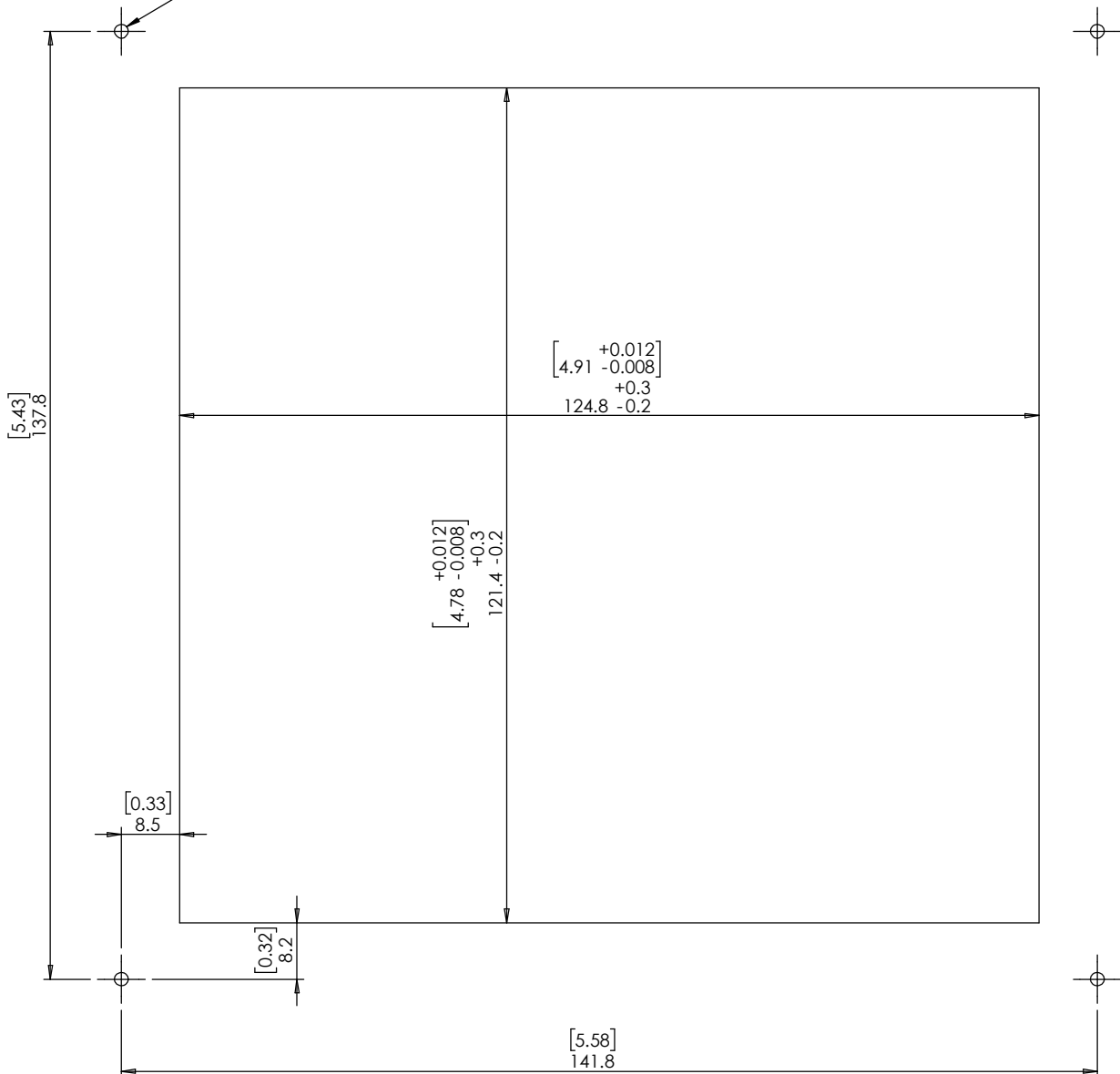


# ROUTING TEMPLATE

012-1-761

1:1 SCALE

MARK SCREW LOCATIONS



**PRINT THIS PAGE 1:1 SCALE**